

ON THE FLY

THE MONTHLY NEWSLETTER OF THE
FLY FISHERS CLUB OF ORANGE COUNTY
OVER 50 YEARS OF SERVING OUR MEMBERS!



MARCH 2023

Inside This Issue

Important!! Our March Meeting will be at the Pom & Olive Restaurant in Costa Mesa. The meeting start time has been changed to **6:30pm**. See Page 4 for more info.

New Events Announced: Women's Fly Fishing Group of FFCOC & LBCC Casting Clinic (3/5), Casting in the Park (3/18). Yellowstone National Park Outing and Bridgeport Outing - Registration is now OPEN.

Upcoming Events: Beginning Fly Tying Class (3/11) - 3 spots available, Rod Building Class (3/25), Pyramid Lake Outing, San Juan River Outing.

Learn to "Practice with a Purpose"!

Newsletter Contents:

President's Message	Page 2
Meeting Location	Page 4
Speaker List	Page 5
This Month's Speaker	Page 6
Club News	Page 8
Club Outings	Page 17
SWC-FFI News	Page 34
Fishing News	Page 36
Fly Fishing Education	Page 38
Fly of the Month	Page 42
The End	Page 43

www.ffcoc.org



President's Message

President's Message by Brian Mayer

As I sit at my desk watching the next “winter” storm approach, I am contemplating when I will next be able to fish. Will the flows be high from the storm. Will the Spring runoff be early or late. Will it be safe to enter the water, or will I have to fish from shore. And most importantly, will I be able to take my Grandson to fish!

There are new California Fishing Regulations (<https://wildlife.ca.gov/Regulations>) for 2023. A major change – the annual fishing license is now valid for 365 days from date of purchase.

A reminder about our monthly general Club meetings. Your Board has worked hard to find venues that are convenient and financially sound for the Club members. We have worked to keep the costs to a minimum; however, we must still charge the minimal fee of \$10 to cover the room and light appetizers we provide. Please be honest and pay the cover charge; otherwise, the unexpected additional costs of the monthly meeting will reduce the other programs we provide, or we may have to raise the fee to attend the monthly meeting.

Why do we Fly Fish?

It is a question that I have been asked many times, and I think there are many answers.

For some, it is the lure of the hunt. Can they read the waters and find the fish. Can they move without spooking the fish, or will they need to employ special tactics to reach the fish.

For some, it is the challenge of the catch. Can they achieve the “dead drift” to entice the fish to strike. Can they gauge the water’s speed and direction at depth to place the nymph in the fish’s view for a strike.



Continued, next page →

President's Message (Con't)

For some, it is the casting skill. Can they make the off-hand, roll cast to the spooky fish against the wind, or will they have to cross the stream and approach from a different area to get the casting space they need.

For some, it is all about the "fly". Can they produce a fly that will fool even the most "schooled" fish.

For some, it is about the solitude and enjoyment of nature. The simple sounds of the water, the resident wildlife and nature surrounding them.

For some, it is about the camaraderie. The simple enjoyment of pursuing a common goal with friends.

For me, it is all of these things and more intangible feelings.

For our members, a simple reminder that membership renewals were due on January 1st. I encourage you to login on the Club website and renew your membership as soon as you can.

Best regards,

Brian Mayer
President, 2023

FFCOC Meeting Venue for February



General Meeting Location

Reminder: Note the change in the Meeting Start Time!



Our General Meeting for March will be at the Pom & Olive Restaurant in Costa Mesa. The Pom & Olive Restaurant will continue to host our monthly meetings until announced otherwise.



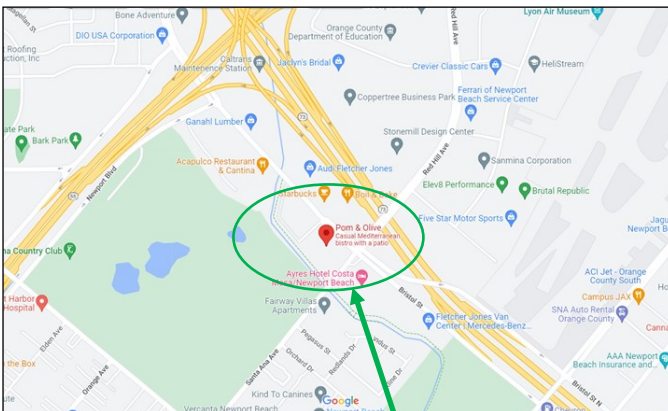
Pom & Olive is located at 1400 Bristol Street, Building C in Costa Mesa. (See map below)

There is no change in our meeting format; the Happy Hour format (no served dinner). You may of course arrive early and have your dinner at Pom @ Olive before the start of the Club Social hour!

A reminder that the meeting schedule was adjusted in February to allow enough time to socialize, have some Club announcements, guest speaker presentation, and conclude our evening by 9 PM.

Our adjusted start time is at 6:30 pm; Wet Fly socialization with appetizers and cash bar provided by Pom & Olive, Club business at 7:15 pm, with our guest speaker at 7:30 pm.

Meeting Fee: \$10



Pom & Olive Restaurant:

1400 Bristol Street, Building C
Costa Mesa, CA 92626

Come and join us!

Guests are always welcome!!

2023 Speakers

MONTHLY SPEAKER PROGRAM

January	Chris King	The Wonders of Northern California	01/11/23
February	Gary Bulla	Baja Adventures	02/08/23
March	Abram Tucker (CDFW)	Inland Trout Populations in our Local Mountains	03/08/23
April	Landon Mayer	Guide Flies: Learn How to Fish Signature Patterns for Tough Trout	04/12/23
May	Marlon Rampy	The Amazing Redband Trout	05/10/23
June	George Daniel	TBA - New Book by Then	06/14/23
July	Alex Cady	Bass in Southern California	07/12/23
August	Club Picnic	William Mason Regional Park (Irvine) (Tentative) -	08/12/23
September	Club Auction	Live - TBA 2023 Venue	09/13/23
October	Kelsey Gallagher	Trout - Chasing All the Species	10/11/23
November	Rick Ferrante	Horse Packing in the Sierra Nevada	11/08/23
December	TBA	TBA	12/13/23

Inland Trout Populations in our Local Mountains

By
Abram Tucker



Born and raised in California, **Abram Tucker** always had a love for the outdoors. He graduated from the University of California Santa Cruz, with a Bachelor of Science degree in Ecology and Evolution. Shortly after graduating he started his career with the **California Department of Fish and Wildlife** (CDFW) in 2016 as a scientific aid.

Abram has been a part of many different programs within the department during his time as a scientific aid but spent most of his time working for the **Fishing in the City** program and our state's **Inland Fisheries** programs.

In 2022 he transitioned to the position of an environmental scientist within CDFW and is now responsible for our region's **Classroom Aquarium Education Program** (CAEP) and our **Heritage and Wild Trout Program** (HWTP).

The main goals of CAEP are to give young students the opportunity to: (a) experience the first-hand value of aquatic environments, (b) help build an understanding of the balance that must be met to maintain and preserve California's fisheries and aquatic habitats, and (c) how their personal actions affect these valuable state resources. ***This effort is accomplished through providing students the hands-on experience of raising trout from eggs in classrooms and assisting in releasing out into the wild recently hatched trout (also called troutlet, troutling or fry).***

The mission of **Heritage and Wild Trout Program** (HWTP) is to protect and enhance California's heritage wild trout resources, while providing and preserving opportunities for high-quality wild trout angling. The term "**heritage trout**" is used to describe native trout that have existed in California since

Continued, next page →

This Month's Speaker (Con't)

prehistoric times. To be considered a “heritage trout” it must be found in its historic watershed. Check out the department’s website for detailed info on *heritage trout*.

<https://wildlife.ca.gov/Conservation/Inland-Fisheries/Wild-Trout/Heritage-Trout>

Abram’s duties and responsibilities often have him doing stream assessments with the purpose of monitoring our trout population and their habitat with his current focus on streams located in Ventura and Los Angeles counties.



Club News

Membership

Please Welcome Our Newest Members!

January

Corey Miller (Lake Forest)
Louise Gallagher (Mission Viejo)
Alec Rodrigues (Irvine)
James Carpenter (Santa Ana)
Jesse James (La Mirada)

February

Jose Barrios (La Mirada)
Ralph Pagter (Santa Ana)
George Rodriguez (Mission Viejo)
Jaime Ruiz (Newport Beach)
Danny Jones (Los Alamitos)

Membership Renewal Reminder

Just a friendly reminder for those who have not renewed their Club membership for 2023, your 2022 membership expired on 12/31/22.

Membership renewal is easy. If a dialog box appears when you log into the FFCOC website, click on the **Yes, I want to Renew Now** button, and follow the instructions to renew your FFCOC Membership for 2023!!

Or, just click on the link below, **select the renewal option** and follow the instructions provided to renew your FFCOC Membership for 2023. Both Credit Card and Check payment options are available.

[New Member Sign Up - Fly Fishers Club of Orange County \(clubexpress.com\)](https://clubexpress.com)

Newsletter

Newsletter inputs for the next (April) edition are due to the 2023 Editor by **Wednesday, March 29**, to meet publication deadlines. All submittals are gratefully accepted; Board Member announcements, Club News, Fish Tales, Fly of the Month, Outing Streamkeepers, or just general commentary from you (our readers)! Please send your inputs or suggestions to the 2023 Editor, Terry Roznos, at the email address provided. Thank you!! tarnoznos@verizon.net

Club News - Upcoming Event



Beginning Fly Tying Class

Registration is **OPEN!**

3 Spots Remaining!!



Do you want to learn to tie your own flies? FFCOC will be starting a beginning class of fly tying for those anglers who would like to learn the basics of fly tying.

Each class, two different flies will be taught with emphasis on developing techniques, handling materials, and skill building. This is a hands-on class so all participants should come to class prepared to tie flies.

Class materials will consist of a syllabus for the entire session, plus tying instructions for each fly. All participants should bring their own vice and tools, however, the FFCOC Club vices and tools will be available to anyone without. **All materials for the flies will be provided.**

There is no charge for the class; You do need to be a member of FFCOC. The class is limited to ten participants. **Class Registration is now OPEN. 3 remaining Open Spots are available!**

Use the link below to register (remember, you must be logged into the website to register):

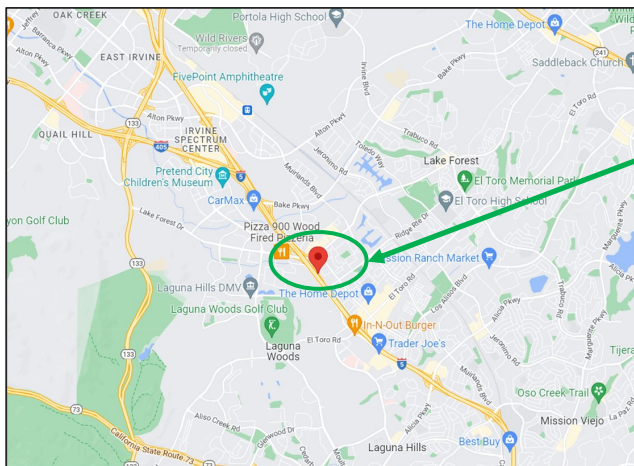
[Beginning Fly Tying Class - Register HERE](#)

The classes (9 weeks) will be held on Saturdays from 10:00 am to 12:00 pm. The dates are as follows:

Dates: March 11
March 18

April 8
April 15
April 29

May 6
May 13
May 20
May 27



Location: Classes will be held in the Conference Room at Matt Conrad's offices at 23161 Lake Center Dr., Lake Forest, CA 92630.

23161 Lake Center Dr.

Cost: No Charge

Questions: If you have any questions, please contact Janna Roznos at jkroznos@gmail.com



Continued, next page →

Club News - Upcoming Event



Beginning Fly Tying Class



While attending The Fly Fishing Show in Pleasanton, CA on Feb 28, your FFCOC instructor Janna Roznos met with Internet Celebrity Fly Tyer Tim Flagler of Tightline Productions to discuss the latest techniques for tying the San Juan Worm and Zebra Midge; the first two flies in the FFCOC Beginning Fly Tying class curriculum. Signup now for those 3 remaining spots to receive this expertise transfer from Tim!! 😊 😊



Club News - Upcoming Event

CASTING IN THE PARK

Saturday, March 18



The Club held a Casting In The Park session Saturday February 18th at Mason Park in Irvine and it was a great success. Seventeen members attended. It is good to see the camaraderie and interaction of a wide range of participants from certified instructors to first-time beginners. Everyone was able to improve their casting skills. In addition to casting practice and instruction, Bill More earned his certificate for achieving the Bronze level of the FFI Fly Casting Skills Development Program.

The next casting session is scheduled for Saturday March 18th from 8:30 a.m. to 11:00 a.m.

It will also be at Mason Regional Park in Irvine (18712 University Ave at the corner of University and Culver). All Club members are encouraged to attend. In addition to general practice and instruction, Joe Libeu will work with participants on the FFI Casting Skills Development Program. You should bring rod, reel, line, leader, yarn to tie to the end of your leader (no flies or hooks), eye protection, hat, sun-screen, water, snacks, etc. Enter the Mason Park on University Ave. and after you pay the entrance fee proceed until the road tees and turn left. Follow the road until you reach either Parking Lot E or F. We will be set up closer to Lot F. Please register on-line so we have a headcount.

[Casting Practice - Mason Regional Park - Register HERE](#)

Contact Doug Jones if you have questions. Hope to see you there.

Photo to left - Bill More working with Joe Libeu on FFI Casting Skills Development Program.



Club News - Upcoming Event

Rod Building Class First Session is March 25

Learn how to build your own fly rod. We will start with a rod blank and a pile of components. When you are finished you will have built a 3 wt rod, that cost about \$140 (pricing details will follow). It will take three Saturdays, plus 10 -15 hours of home work to complete your rod.

Everyone will make the same 3wt rod so that we can help each other and mistakes will be less likely. After the class, you will know how to source and buy components, select rod blanks, and make handles, all the skills necessary to make any type of rod you want.

See additional details at Rod Building page on our FFCOC website:

[Rod Building - Fly Fishers Club of Orange County \(clubexpress.com\)](http://clubexpress.com)

Registration is now CLOSED.

Dates: (you must attend ALL sessions to complete your rod)

Saturday March 25 - Session 1

Saturday April 1 - Session 2

Saturday April 22 - Session 3

Location:

Classes will be held at Matt Conrad's offices at 23161 Lake Center Dr, Lake Forest, CA 92630. He has graciously offered a beautiful conference room again where we will be able to work together to build your rod.

Cost:

About \$140 total. The actual amount will depend on number of students and the bulk discounts.

Rod Kit:

We will build a 3 wt. rod. Details are still in flux, our intent is to offer you the option of fiberglass or graphite.

Questions:

Contact Larry Behm with your questions.






Club News - Outing Report

Women's Program On the River Outing Report



On Saturday, February 11th, eleven women anglers participated in the first program of the joint LBCC and FFCOC Women's Program. The Women's Clinic, instructed by Kathy Kim, was geared towards beginning fly anglers, but it provided a great refresher for more experienced fly fishers as well. The clinic was the first part of the

Women's On the River Clinic with the second part being a two-day weekend outing on the Lower Owens River. During the information packed half-day session at the Long Beach Casting Club Clubhouse, participants learned about topics including: equipment and gear; basic knots; aquatic insects and fly selection; building a nymph rig; responsible angling and basic casting. Although the weekend outing on the Lower Owens was initially scheduled for February 25th & 26th, it will be rescheduled to a later date due to the current high water conditions on the Lower Owens.



Club News - Outing Report

Women's Program Casting Clinic Announcement



Beginning **March 5th**, the Women's Program will be hosting a monthly casting clinic every first Sunday of the month from 10 am until noon at the Long Beach Casting Club pond. All casting levels are welcome.

Please contact Jane Helmeczi, FFCOC Women's Program Liaison for questions or more info.

Please register on-line with your planned attendance so we have an approximate headcount. You may register using the link on the Upcoming Event list on the Club website Home Page, or using the link provided here: [Women's Program Casting Clinic - Register HERE](#).

NOTE: You must be logged in to the Club Website to register.

Women's Fly Fishing Group of FFCOC & LBCC Contacts:

- Kathy Kim, Women's Program Lead. kimkathy@sbcglobal.net
- Jane Helmeczi, FFCOC Women's Program Liaison. janehelmeczi@yahoo.com
- Tina Montemer, Social Media Coordinator. tmontemer@gmail.com

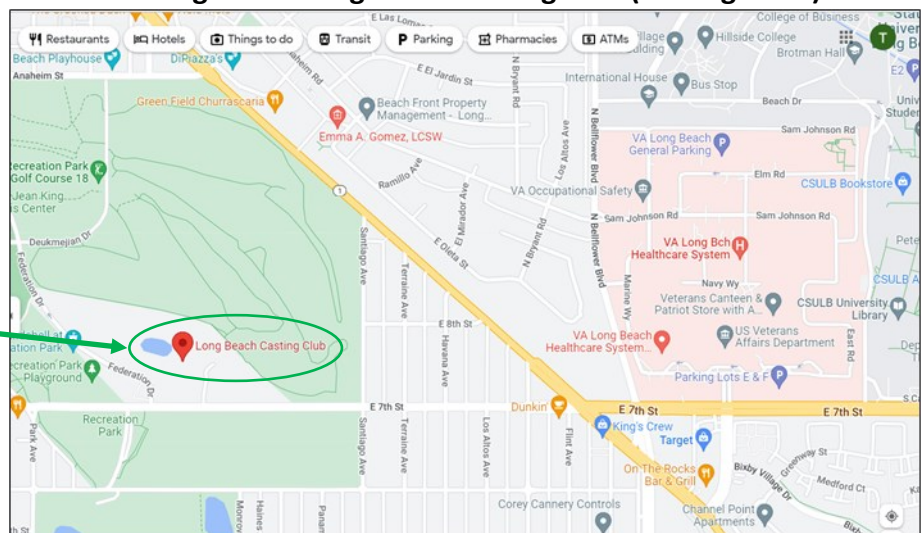
Join the Women's Fly Fishing Group of FFCOC & LBCC on Facebook at:

[Women's Fly Fishing Group of FFCOC & LBCC | Facebook](#)

Casting Clinic: Long Beach Casting Club (Casting Pond)

Long Beach Casting Club
5201 E 7th St, Long Beach, 90804

Enter Long Beach Recreation Park at
the first driveway west of Santiago Ave.
Proceed to parking and the LBCC.



Florida Travel Adventure.

A Fish Tale by: George Gush

Late Jan. '23, a few weeks ago I was fishing the grass flats area of the Mesquito Lagoon on the East Coast of Florida. This is a Blue Ribbon fishing area for both salt, fresh and brackish water fishing. There are chances for redfish, snook and other species too. I take the fly rod but with limited shore line casting because of big bushes lining the shore and an irritating old back injury, I am limited to short straight casts with little drift. I've been warned not to walk into the water, there are gators, big gators! Well for my first I've been catching speckled sea trout! I had never caught or even seen one. I was using a light weight 12# test line on a spinning reel. After too many fly casts floating into the shoreline trees while drift towards shore and coming close to shoreline trees, I began drifting a popping cork and a spinning reel, a novel idea I learned from the local fishermen who were very helpful. Hey when in Rome! Here's photo! Heading for the Gulf Coast of Florida next week!



I fished the Gulf coast last week around the Naples Bay area. There was tremendous damage done around there and the Fort Meyers area from the recent hurricanes. Many of the homes around the Bay had been flooded from the huge tidal surge. The fishing was mixed probably due to grasses being wiped out and debris scattered all over. TV pictures show large boats smashed in people's back yards. There was a noticeable lack of people in their homes along the Bay due to the first floor of their homes having been underwater.

Continued, next page →

Club News - Your Fish Tales!!!

George continues...

Strong winds prevented us from going out of the bay. I caught some Mangrove Snapper and small pinfish on the fly. We did try some traditional bait casting with big bait looking for redfish. A large dolphin managed to grab the lower half of the bait, then just let it go. They have learned how to steal bait without getting caught. That was a nice fight until we realized what had happened! Needless to say, the fishing was poor after that since the dolphin just hung around chasing the fish. I can now say that the Manatee that managed to snag me weeks ago, plus this dolphin, gets me close to catching the Florida triad of protected species! All I need next is an Alligator!

To that possibility, yesterday I fished Lake Jesup. I believe Jesup has the largest population of alligators in Florida! We were fishing for crappie not alligators. No luck for me. I do not own a boat. It is best to know someone that does. What I saw on that vessel was amazing. His trolling motor on the bow had an electronic "anchor" feature. I used to hate dropping and pulling up an iron anchor. Now by touching a button on the remote control of this device, the boat automatically stays in the same position!! I may just fix that old windup fly reel my father had. You squeezed the trigger after winding it up, it automatically wound the line in! I can automate this whole process. All I need is someone who own a self-driving boat.

Wanted! Your Fish Tales!!

Have you been fishing lately?? Please share your story with our membership! Our readers enjoy your fishing exploits!!

Your tales don't need to be novels, or even short stories. A paragraph or two would suffice. Photos are great (as the old saying goes, "they are worth a thousand words")! Don't worry about the formatting or arranging. Just send what you've got! Your newsletter staff will handle the polishing!! Your Fish Tales are always greatly appreciated!

Please send your Fish Tale submittals to your 2023 Newsletter Editor, Terry Roznos at:

[taróznos@verizon.net](mailto:tároznos@verizon.net)

Thank you!

2023 Club Outings

Date	Destination	Streamkeeper
February 11	Women's On The River Outing (Classroom Session) Long Beach Casting Club (Clubhouse)	Kathy Kim
February 18-19	Lower Owens (Mentor Outing)	Doug Jones
February 25-26	Lower Owens (Women's On The River Outing)	Kathy Kim
March 12-14	Pyramid Lake (Nevada)	Paul Nakamura
March 18-19	Lower Owens (Mentor Outing)	Doug Jones
March 26-29	San Juan River (New Mexico)	Brian Mayer
April 13	Lake Henshaw Carp Throwdown	Mike Peters
TBA (May/June)	Lee's Ferry (Arizona)	Melinda Burns
July 14-17	Hot Creek Ranch	John Williams
August 6-13	Yellowstone National Park (Montana/Wyoming)	Larry Behm
August 12	Club Picnic - William Mason Regional Park (Irvine) (Tentative Date)	Terry Roznos
September 25-29	Loa (Utah)	John Williams
October 13-17	Bridgeport	Terry Roznos
October TBA	President's Outing/Kern River	Brian Mayer

Streamkeeper Contact Info (email and phone numbers) may be found in the Club Directory on the FFCOC Website.

Note: Contact our Club Outings Director, Mike Peters, with your Club Outing suggestions or proposal. Let's fill up our 2023 Club Outings Schedule!!!

2023 Outings - Pyramid Lake (Nevada)

Trip Full

Trip Full

Pyramid Ladder Fly Fishing W/Rob Anderson and Pyramid Lake Fly Fishing Guide Service March 12-March 14, 2023



Come Out & Experience a Truly Unique Adventure!!!

See Next Page for Latest Trip Updates and Instructions from Paul....

Dates – Fishing 3 full days, March 12 – March 14, Sunday - Tuesday. Arrive Saturday March 11, depart Wednesday March 15

Guide Assistance – Provided by Rob Anderson and 2 guides from Pyramid Lake Fly Fishing Guide Service (PLFFGS). Website: www.pyramidlakeflyfishing.com. Phone: 775-742-1754

Cost – \$ 510.00 based on 10 participants with 3 guides, but maybe higher or lower if we do not have 10 commitments. This includes light breakfast, hot lunch & drinks on fishing days and guide assistance

Lodging Plans – Hotel in Sparks, NV – Western Village Inn & Casino, 800-648-1170. We won't book enough rooms to secure a block of rooms. Please call them directly ASAP, to get best prices as they will go up. Option, stay at Pyramid Lodge in Sutcliffe, NV, 775-476-0400. Call them to get availability and pricing.

What you are responsible for - Your Transportation, Hotel, Meals (other than breakfast and lunch on fishing days at the lake) Guide tips, Fishing Permit (from Piute Indian Tribe).

Fishing Gear – Rods/Reels: 9' - 8 or 9 wt. or 11' Switch Rod with floating line for indicator fishing or fast sinking or shooting head line for stripping. Tackle – Flies, adjustable indicators, 10-15# leader/tippets. Check their website for latest info. PLFFGS will provide the ladders.

More Info -

Deposit of \$255.00 due no later than January 15, 2023. Final payment of \$255.00 due no later than February 15, 2023.

Make checks payable to the 'Paul Nakamura', and send to 12136 Marshall St. Culver City, 90230 or you can use Zelle or Venmo. Please contact Paul for account info

Contact Paul for details/info and to get on the Trip List. pnaka1946@gmail.com or 310-487-3367

Zoom meeting will be planned with Rob to get you acquainted with fly fishing Pyramid Lake. Tentative date will be in February after we get a club distribution developed.

Pre-Trip Meeting will be scheduled prior to the trip and more details will be sent to members who have signed up for the Trip.

Continued, next page →

**Pyramid Ladder Fly Fishing
W/Rob Anderson and Pyramid Lake Fly Fishing Guide
Service
March 12-March 14, 2023**

A few more details on the March Club trip to Pyramid Lake....

1. The trip is now full at 12 anglers.
2. We are doing a Zoom session with Rob Anderson on Monday, February 13th. The session will be a joint session with the people going on the Long Beach Casting Club trip right after our Club trip.
3. Reminder, get in your deposits in, and make your reservations at the Western Village Casino and Hotel. Room rates will go up the closer we get to our trip.

2023 Outings - San Juan River (New Mexico)

San Juan River, New Mexico

Dates: March 26 to March 29, 2023

Stream Keeper: Brian Mayer, (562) 619-9169, bdmayer@hotmail.com

Please contact Brian Mayer, bdmayer@hotmail.com, (562) 619-9169 for questions, answers, information and to make arrangements.

Spring is just around the corner and we are planning another fantastic outing to the San Juan River in New Mexico. The clear river waters of the San Juan are the jewel of northwest New Mexico just a short 14 hour's drive from Southern California. The river is fed from the deep waters of Navajo Lake which provide nearly constant temperature and abundant food supplies. This means many large brown and rainbow trout with substantial fight.

I have made a block reservation at the Fisheads San Juan River Lodge for rooms and Guides <http://www.fisheadsofthesanjuan.com/>. Please contact me if you wish to attend this outing so I can assign rooms and fishing buddies. If you prefer to make your own arrangements, please feel free to do so.

Please Note: the Abe's Motel, Restaurant and Gas Station have permanently closed. It is up for sale and NOT operating at this time.

COVID Pandemic restrictions have severely limited food options. Many restaurants have very restrictive access and dining options. The Fisheads Backcast Café is open for dinner, but you need to make advance reservations which can be done on a daily basis. Most other dining options are 45 minutes away in Farmington, NM.

Fisheads Lodge also offers an All Inclusive option. This option includes room, guide and all meals (breakfast and special dinner menu) each day. Lunch is always included on guide days.

Plan to arrive by Sunday, March 26. The general plan is to fish with guides Monday, Tuesday and Wednesday, March 27 to 29. I strongly recommend you get a guide for at least two days to thoroughly enjoy all the fishing the San Juan Quality Water has to offer.

I will be coordinating a caravan for this trip. We will depart SoCal on Saturday, March 25

Continued, next page →

2023 Outings - San Juan River (New Mexico) - Con't

and spend the night in Flagstaff, AZ. We will arrive midday on Sunday, March 26 to the San Juan River and Fisheads Lodge.

For more information, please contact stream keeper Brian Mayer, (562) 619-9169 or bdmayer@hotmail.com

If you plan to attend the trip, please call or send Brian Mayer an email so we have contacts for everyone.



2023 Outings - Hot Creek Ranch



1. The Outing is FULL for 2023 by adding the entire waiting list from 2022.
2. If you wish to add your name to the 2023 waiting list, please text John Williams at 951-236-0862.
3. If an opening happens, and you are on the 2023 waiting list, you will be contacted. If not, you will be automatically added to the 2024 openings.

2023 Outings - Yellowstone

Yellowstone National Park - Northeast Corner

August 6-13, 2023

Deadline: Sign up before March 30, 2023

Overview:

The storied streams that fill flyfishing lore - Slough and Soda Butte Creeks, Lamar and Yellowstone Rivers and their tributaries will be reaching peak fishing in August. Come experience the Northeast corner of Yellowstone National Park after being closed for a year due to flooding in 2022. Most of the fishing will be wading. We will have guides for the first few days, then fish on our own the second half of the week. Many spots are a few hundred yards from a parked car. For the adventurous, some wonderful spots will require hiking a few miles at 9,000 feet. We will adjust the itinerary to suit attendees.

Fish in the Park have a long winter and short summer. So, they readily feed on large flies and especially hoppers in August. You can expect to be pushed out of the river when a bull bison decides it is time to drink or cross. It is all part of what makes the Park so special. I have caught 25" cutthroats and 8" brook trout with equal joy in this unique and beautiful place. I have interrupted fishing many times to photograph bison, bears, goats, elk, eagles, otters, fishers, and other animals that are hard to see anywhere else. Experience Yellowstone across many facets on this trip.

Guides:

We will use Yellowstone River Guides for three days. They accommodate both float and wading. The group will decide how much of each.

Lodging:

We will stay in rental house in Gardiner, MT. You will leave early each morning to beat traffic through the entrance gate and return whenever we choose. Some nice hatches happen at sunset (about 8:45pm in August.)

Group Size:

Group is limited to the first 5 people.

Meals:

We will prepare breakfast at the house each day. Box lunches will be catered in the day before. Dinner will be a local restaurant on guide days and catered on self-guided days.

Transportation:

You are responsible of booking your own transportation to Bozeman, MT (airport code BZN).

We will use rental cars to move from Bozeman to Gardiner and around the Park during the week.

Continued, next page →

2023 Outings - Yellowstone

Itinerary: (tentative depending on conditions and members' interests)

Sunday 8/6 - drive from Bozeman to Gardiner and check-in to rental house.

Monday 7th to Wednesday 9th - Guide with YRO, either float on Yellowstone River or wade streams in Park.

Thursday 10th to Saturday 12th - Wading on our own in the Park.

Sunday 8/13 - Drive to Bozeman airport and Fly out.

Estimated Costs per person:

Estimate Total: \$3,200

Gear:

Rods - 5wt or 6wt work well. I prefer 6wt because the mountain winds can be strong. A 3wt will occasionally be nice for a delicate dry fly presentation but not essential.

Waders - the water will be cold, and the air might be too.

Streamkeeper:

Larry Behm

Background:

I have been visiting Yellowstone National Park since the 1960s and fishing in it since the 1970s. I have fished most of the rivers, a few of the lakes, and hiked many trails. I am not a guide, but I'm happy to share what I know about getting around and finding fish in the Park.

I plan to coordinate this trip based on what the attendees want. There are many ways to approach fishing in the Park and we will match these to everyone's needs.

Some of the best fishing will be at the end of 2-3 mile hike. If you want the best experience, start walking to prepare yourself for the altitude and terrain.

I find the Greater Yellowstone Area to be a place of awe in fullest sense of the word. It is a spiritual home for me, just as it was for earlier native inhabitants. I hope to share that special feeling and sense of place with fellow anglers.



2023 Outings- Fly Fishing Southern Utah

Trip Full

Fly Fishing Southern Utah

Trip Full

September 25-29, 2023

Stream Keeper John Williams 951-236-0862



The area of Southern Utah we are going has four mountains that surround it and has numerous lakes and streams.

I have fished the area in the spring, summer, and fall; I have found the most productive time is in the fall

Continued, next page →

2023 Outings - Fly Fishing Southern Utah (Con't)

Where We Are Going:

Loa Utah Home of the **Quiet Fly Fisher** and is located in a beautiful valley at 7064' elevation, which hosts a few small towns like Loa, Lyman, Bicknell and Torrey. This is farming and livestock country and is surrounded by mountain ranges of which we will be fishing. There are National Parks near by that offer spectacular scenery, Bryce Canyon to the South West and Capitol Reef to the East, Fish Lake National Forest to the North West along with Boulder Mountain with an elevation of 11,317 which provides many fishing locations, and spectacular views.

Guide Contact Information:

Our head guide in **Loa, Utah** is **Mike James** owner of the **Quiet Fly Fisher** their address is 200 N. Main Street Loa, Utah 84747 Contact Phone Number is 435-616-2319.

Weather & Clothing:

We will be lodging at approx. 7,000' elevation. Nights are cold and days are warm usually, I have experienced rain, snow, hail, and hot and cold days. Bring clothing you can put on in layers that wick moisture, nothing more uncomfortable than moisture under your clothing, which either keeps you hot and sweaty or cold and sweaty. Bring a lightweight rain jacket. Most days you will be wearing your waders but on hot day I wet wade with light shirt nylon pants and my wading boots on, don't forget the neoprene booties if wet wading. Be flexible, bring both cold and warm weather gear and adjust as needed. Weather at high altitude can change rapidly be prepared. The weather will not stop your guide from fishing unless it is dangerous and or access is limited. They will advise if there is a problem. Mother nature sets the parameters we must always be aware of our surroundings and climate.

Lodging:

There are many options in the region of Loa, Utah both in town and adjoining hamlets like Lyman and Bicknell. I would suggest The Mill Cabins 1500 S. HWY 24 Lyman, Utah (435) 491-0426 as a wonderful place with individual cabins that can sleep two and are very reasonably priced, **Bruce & Dana Chappell** are the owners. In Loa the Snuggle Inn is pricy but luxurious by small town standards. In Bicknell the Sunglow Motel and Restaurant is comfortable and reasonably priced. Lodging in these areas can be limited so make your lodging reservation early; I do not take responsibility for making anyone's lodging reservations due to last minute cancelations and family emergencies. I recommend you book you're lodging early, as lodging will be harder to find closer to the trip dates. Many travelers hit the road after school is in session and before winter.

Physical Demands:

Where we are lodging at 6500' to 7,000' elevation we can be fishing and hiking at as high as 11,000'. If you have problems at altitude let the guide and streamkeeper know in advance of our trip. Most fishing locations involve some hiking and wading. I would suggest arriving a couple of days early to acclimate to 7,000' not hiking hard and drinking plenty of water, it easy to dehydrate in higher elevations, the guide has water and soft drinks along in their vehicles so ask for the water.

Gear:

Rods & Lines. The entire trip can be done with a 9-foot 5-weight rod and a floating line and a sinking line, one rod is all you need.

Waders. Good pair of breathable waders is required in most situations.

Boots. Wading boots are part of the package. No restrictions on felt as yet.

Continued, next page →

2023 Outings - Fly Fishing Southern Utah (Con't)

Wading Staff. Many of us find having a wading staff necessary for stability in slippery or rocky situations, or just find a long stick, don't fall, the rocks are unforgiving.

Terminal Tackle. I use a 9 foot 5x leader and have along 2,3,4,5,6x tippet. I as well bring an assortment of lead free shot to use as needed if nymphing.

Flies. We will be fishing many lakes and a few streams and possibly a couple of rivers. I carry dries, nymphs and streamers but the guide will provide you with flies. If the guide suggests a fly or gives you a fly use it with the full understanding you will catch fish, they are quite experienced on these waters. If you are like me I bring many more flies than I will ever use. I have hoppers, caddis, mayflies, and damselflies in adult and nymph stages. I find a callibaetis mayfly nymph very useful in the lakes. Bring what you own and the fly shop offers all the working patterns you will be using if you want to purchase some.

First Aid Kit: I carry a basic first aid kit in my tote bag for simple emergencies, minor cuts and abrasions.

Transportation:

From L.A. Southern California is a 9 1/2-hour drive including gas stops and a lunch stop to Loa, Utah. Sharing a ride is more fun to get to know you friend or partner better and listen to each other experiences along the way. When in Loa the guides provide the transportation to and from the days fishing locations. Salt Lake City is approximately 3 hours away from Loa and is serviced by many airlines and rental car companies.

Float Tubing:

There will be opportunities to float tube in the area if you so desire. **The Quiet Fly Fisher** in Loa can provide you with a float tube if they are guiding you. If you wish the comfort of your own float tube please feel free to bring yours.

Food:

In Utah many of their dinning locations close on Sunday, it is best to call ahead or ask you guide where and what is open, most areas have a couple options on Sunday but it is best to inquire. Guides provide lunch during the days guiding. Many of us BBQ at the Mill Cabins for dinner, to curb the costs of eating out every meal, the grocery in the town of Loa is open Mon.- Sat. Breakfast is your choice of eating at a local restaurant or at your lodging, the guide provides lunch the days you are fishing.

Libations:

You are responsible for any liquor you wish to purchase either bought from the local Liquor store in Bicknell or for beer (3.2) in some of the gas stations, or bring from home. BYOB.

Costs and Payment:

The guide requires a Non-refundable \$200 deposit to secure your reservation and the final payment is due upon completion of your final day.

Continued, next page →

2023 Outings - Fly Fishing Southern Utah (Con't)

Tipping:

It is customary to tip the guide daily; I tip \$50 per day of guiding at the end of the day. Tipping is not based on your ability or the number of fish caught, but for good service and the ability of the guide to lead you doing everything in their ability to make the experience enjoyable. Fish are a bonus. I have negotiated quite reasonable rates for the group of six and feel a percentage tip is quite unfair to the guide considering the extreme road conditions, locations and wear and tear on their vehicles. These extreme road conditions keep most of your competition for fish away.

Fishing License:

Utah state fishing license can be obtained on line prior to your trip, which is the easiest. Licenses can be purchased in Loa at the local store Monday through Saturday, closed Sunday. Yearly licenses last from the date you purchase them for a complete calendar year.

Emergency Services:

Bicknell near Lyman has a clinic available for minor emergencies.

A deposit of \$200 Non Refundable is sent to John Williams to hold your spot and sent then forwarded to the guide. The total cost of the trip is \$1,250 for five days of guiding. The staff of The Quiet Fly Fisher of Loa Utah will guide us.

John Williams Cell 951-236-0862 Streamkeeper

2023 Outings - Bridgeport

Registration is
Now Open!

FFCOC Bridgeport Outing 2023

October 13 - 17

Registration is
Now Open!



Dates: October 13-17. Arrive on a Friday (10/13), and Depart on a Tuesday (10/17). Three full days of fishing the Bridgeport area (Saturday, Sunday, and Monday)! [At the request of last year's attendees, this Outing has moved to October!](#)

Waters: There are numerous great fishing opportunities in the area; including stream fishing the East Walker River, West Walker River, Virginia Creek, Buckeye Creek, Robinson Creek, and more. Stillwater fishing on Bridgeport Reservoir, Kirman Lake, Lundy Lake, the Upper or Lower Twin Lakes, or on the Virginia Lakes. Private waters are also available for a fee (Sceirine Ranch, Nevada).

Continued, next page →


2023 Outings - Bridgeport (Con't)

Fishing: Independent fishing format. Members disperse to their desired fishing locations in the morning (as singles, or buddy up). Guided fishing is also available; Ken's Sporting Goods in Bridgeport has a list of recommended local guides for hire to put you on fish! Then after a day's fishing, the group will rendezvous at the evening campfire at our host Lodge to discuss the day's fishing, and plans for the next day.

Lodging: Willow Springs Motel and RV Park ([Willow Springs Resort, Bridgeport, California](#)), approximately 5 miles south of Bridgeport off Hwy 395, is our home base for the outing. Standard single rooms (queen bed), Kitchenette rooms (one queen and one double bed) for those who wish to buddy up and share a room/expenses, and 30A full hook-up RV sites are available for your lodging choices.



Standard Single Rooms are \$150/night. The Standard Room includes: One queen bed, Private Bathroom, Wifi and Satellite TV, Heating and Air Conditioning, Mini refrigerator, Microwave, and Coffee maker.



Kitchenette Rooms are \$200/night. Kitchenette Rooms include: One queen bed, One double bed, Private Bathroom, Wifi and Satellite TV, Heating and Air Conditioning, Coffee maker and Toaster, Microwave, Mini refrigerator, Stove top range, and Silverware/dinnerware/cookware.



RV sites are \$55/night. RV Sites have Full Hook Ups; 30A Electrical, Water, and Sewer connections. [This is the only FFCOC Outing that offers a RV lodging option! Come on you RVers, let's meet in Bridgeport!!](#)

Responsibilities: Outing attendees are responsible for transportation, lodging and meals. Convenient dining (breakfast, lunch or dinner) is available across the street at Virginia Creek Settlement (this is a gem of a restaurant), or in town. Bring your favorite trout fishing gear!

Registration Instructions: [This is a new process for 2023.](#) Please make your lodging reservations and payment directly to Willow Springs Resort. You may make your lodging reservations using the Willow Springs website ([Willow Springs Resort](#)), or use the link provided on the Bridgeport Outing Calendar Event ([Bridgeport Outing - Lodging Reservations and Registration HERE](#)). When you have secured a confirmed lodging reservation, please click on the Register Now button on the Calendar Event to confirm your attendance.

Lodging availability status will be provided in each Club Newsletter. Book early, as rooms will likely fill as we get closer to the out as Fall anglers and hunters will be booking these rooms.

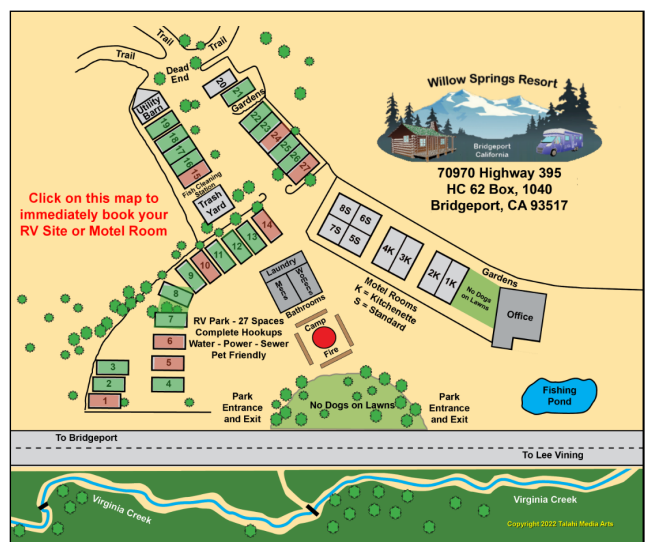
Continued, next page →

2023 Outings - Bridgeport (Con't)

Current Lodging Availability (Oct 13 - 17 stays):



Room Availability: Green = Avail, Red = Booked



RV Site Availability: Green = Avail, Red = Booked

Sounds like an Outing for you? Go ahead and book your lodging with Willow Springs Resort. Please contact your Streamkeeper with your questions.

Thank you!!!

Streamkeeper Contact Info:

Terry Roznos

(562) 322-4790 (cell)

tarnoznos@verizon.net



Continued, next page →

2023 Outings - Bridgeport (Con't)

Downtown Bridgeport

If you haven't checked it out, there is now streaming video from the light pole outside Ken's Sporting Goods courtesy of the Fishin' Mission Foundation. These screen shots were taken on January 15. [Web Cam Provided by The Fishin' Mission Foundation](#)




Continued, next page →

2023 Outings - Bridgeport (Con't)

Downtown Bridgeport

Screen shot was taken on February 26 .

[Web Cam Provided by The Fishin' Mission Foundation](#)



The Bart Hall Show

After a hiatus of two years, *The Bart Hall Show* (formally known as *The Fred Hall Show*) returns to Long Beach Convention Center. This will be its 75th year of operation. And this year, the Federation of Fly Fishers Expo will be included within the show. This is a great opportunity for us to highlight fly fishing to potential anglers. The theme of the Fly Fishers Expo is ***WE TEACH FLY FISHING***.

The show will be held at the Long Beach Convention Center (300 E. Ocean Blvd, Long Beach CA 90802) from March 29, 2023, through April 2, 2023.

The show is 5 days long with the Southwest Council covering the weekend, 3/31 thru 4/2. Volunteers will be requested for the following tasks: Set Up on Friday, working the SWC booth during the show, Fly Tying, Casting, and Take down on Sunday. More details and opportunities to volunteer to spread the word about fly fishing will be forthcoming.



Back by Popular Demand

FLY FISHING

At the Bart Hall Show

SoCal's Largest Outdoor Adventure Show

Speakers | Vendors | Guides |
Demonstrations | Lessons | Raffles

Long Beach Convention Center
March 31-April 02

For vendor opportunities/info
specialprojects@swcffi.org


Bart Hall Shows

FFI Women Connect Launches Quarterly Newsletter

The Connection



New for 2023, *The Connection* is the official quarterly newsletter of FFI Women Connect. FFI Women Connect encourages female leadership in FFI Clubs and the fly fishing industry by creating a platform where women can develop fly fishing skills, network with other women fly fishers, and come together for fly fishing experiences.

If you can't wait and want to preview all of the news, events, and updates, check out the current issue on the FFI site here: [FFIWC Newsletter The Connection Winter2023.pdf](#)

Fly Fishers International Website: [Fly Fishers International](#)



Editor Recommended Read: Consider a subscription to the Southwest Council monthly newsletter. It is very well done! You will read about news and events of the SWCFFI, as well as the Club activities for the 21 Clubs in the Region (including the FFCOC). Your newsletter will arrive each month in your Inbox. Subscribe by clicking the link in the box below.

Subscribe to the SWCFFI Newsletter > Click Below

[Southwest Council Fly Fishers International \(list-manage.com\)](#)





California Department of
Fish and Wildlife

CDFW Celebrates 50 Years Of Wild Trout Waters



State Designation Protects and Enhances California's Wild Trout Fisheries While Providing Unique Angling Opportunities for the Public

The California Department of Fish and Wildlife (CDFW) is celebrating the 50th anniversary of the first designated "Wild Trout Waters" in the state, a pioneering wild trout conservation and management practice at the forefront of the nation's modern environmental movement of the 1960s and 1970s and a designation still benefitting California anglers today.

The California Fish and Game Commission created CDFW's Wild Trout Program in 1971 at the urging of California Trout, the nonprofit, San Francisco-based wild trout conservation organization formed the same year. CDFW's Wild Trout Program – today called the Heritage and Wild Trout Program – was created in recognition of the need to protect and enhance the state's wild trout fisheries while also maintaining wild trout fishing opportunities for the public. The program was born at a time when the national consciousness was becoming attuned to negative impacts on natural resources, including population declines among fish, wildlife and plant species.

In 1972, the Commission designated 17 streams as Wild Trout Waters and has added to those waters every year since. Under the California Fish and Game Code, the Commission is required to add at least 25 miles of stream and at least one lake to the program annually. Among those first 17 Wild Trout Waters were portions of the North Fork American River, Hat Creek, Fall River, the Eel River, the Owens River and Hot Creek. Many of the first designated wild trout fisheries are still recognized today by trout anglers throughout the country.

"The founders of the Heritage and Wild Trout Program were truly visionary a half century ago, and we certainly owe them a huge thanks for the conservation of these very special places and these very special fish," said CDFW Director Charlton H. Bonham. "What I most appreciate about the program is

Continued, next page →

Fishing News (Con't)

its dynamism. It continues to grow and adapt, adding more waters and more special fishing opportunities every year while managing through our contemporary environmental challenges the founders of this program never could have imagined – a changing climate, epic drought, devastating wildfires and a human population approaching 40 million California residents.”

“This anniversary is a huge milestone,” said Curtis Knight, executive director of California Trout. “CalTrout has been proud to promote and partner with CDFW on the Heritage and Wild Trout Program since its inception. We believe this program was progressive and cutting-edge when it was established in the 1970s. Today it has evolved and continues to be one of the most effective fish water policies in the country.”



Hat Creek in Shasta County is forever linked with CDFW's Heritage and Wild Trout Program as one of the first streams in the state designated as a "Wild Trout Water." CDFW photo.

In 2022, the Commission added two new waters to the program: The North Fork Mokelumne River, which flows through portions of Alpine, Amador and Calaveras counties, and Silver Lake in Tulare County have both been designated as Wild Trout Waters.

Since its founding, the main charge of the program has been to manage and enhance California's wild, self-sustaining trout populations. The program was

expanded in 1988 to include conservation of native trout species within their historic ranges and renamed the Heritage and Wild Trout Program. In 2003, the **Heritage Trout Challenge** was launched to encourage anglers to explore waters that support native trout species. Anglers that catch any six of the state's qualifying 10 native trout species from their historic drainages are recognized by CDFW with a personalized award for their accomplishments.

Over the years, CDFW's **Heritage and Wild Trout Program** has had far-reaching impacts on fisheries management and angling culture by:

- Raising awareness and education of California's native trout species
- Driving monitoring and formal management plans for trout
- Fostering a catch-and-release fishing ethic that today is commonplace as the standard practice to protect self-sustaining wild trout and other fisheries
- Managing for genetic integrity by avoiding stocking hatchery trout into designated waters and working to prevent hybridization
- Serving as an example for other states to promote fishing and conservation of their own native trout species and catch-and-release fishing. The 12-state, **Western Native Trout Challenge**, for example, was modeled after CDFW's **Heritage Trout Challenge**.

More information is available by visiting the **Heritage and Wild Trout Program** web pages.

[Heritage and Wild Trout Program \(ca.gov\)](https://www.cdwr.ca.gov/Heritage-and-Wild-Trout-Program)

[Designated Wild and Heritage Trout Waters \(ca.gov\)](https://www.cdwr.ca.gov/Designated-Wild-and-Heritage-Trout-Waters)

The Spirit of Dame Berners - Practice With a Purpose

By Larry Behm



This month we are talking to Joe Libeu, Master Casting Instructor. Joe is a long-time member of our Club and has been a professional casting instructor since 1993. I asked him to talk about improving your casting.

Let's start by asking why should I want to improve my casting? I already know how to do the overhead cast. Why should I practice?

Joe: You want to practice so that you can throw better loop and have better line control. By practicing you will have better accuracy and you can learn different types of casts that will help you achieve your goal, which is to have more success in presentation and hooking fish. But if you don't practice, then you're not going to be in tune when you go to the river, you won't be as sharp as you will want. I've had many people come to me that are going to an exotic place such as Christmas Island. They show up a week before the trip and say, "I need to learn how to double hall."

That's not going to work very well because I can't teach them much in two hours, you need more time. The primary reason to practice is that you will have a cast when you need it.

What should I pay attention to when practicing?

Joe: Well, you definitely want to practice with a purpose. Practicing with a purpose is more time efficient and effective. If you don't have a purpose, then you're just doing things in any manner and may not improve as much as you would think for the time you invested.

Where can I practice?

Joe: Well, if you have a home with a pool, that makes it nice. You can practice the roll and short casts. Grass at a park is most common. There is enough room to practice long casts. Some of the parks have lakes.

We are fortunate enough here in Southern California to have a couple of Clubs with pond, both Long Beach and Pasadena Casting Clubs have their own ponds. These ponds are designed for casting and for teaching. Also, when you're out trying to fish and fish are not really biting, that's a great time for practicing because you're on moving water and it will give you a more realistic experience.

Is there any risk to the fly line if I practice on concrete?

Joe: Yes, there is. I would not suggest that you cast on concrete. Asphalt and concrete will tear up the coating on the line. While grass will not hurt the line, don't forget you will need to clean the line after casting on the lawn.

Continued, next page →

Fly Fishing Educational Series (Con't)

What kind of equipment would be best to practice with?

Joe: If you already have equipment for the type of fishing you enjoy, that's all you need. If you have multiple rods, my suggestion is to use a 9-foot 5 weight or 4 weight with a leader you will be using when fishing. Practice with yarn or a fly without any hook. The rod should be a moderate action rod, not too fast and not too slow. Start with a floating line until you become proficient. Then you can go on to the sinking lines. If you are accustomed to casting a lighter weight rod but need a heavier weight for a trip, get used to the heavy rod slowly, so you don't end up with tennis elbow which will require 6 months or so to recover. Start by casting your current rod at increasing intervals. Once your muscles are used to more work, cast with the heavier rod for a short period and build more strength.

The lesson – practice with the setup you expect to use when fishing.

What should I practice?

Joe: To begin with, you want to work on a basic overhead cast or side arm cast to ensure that you are forming good loops, and that you have good line control. Things to consider when you're doing these casts - Are you casting the rod in a relatively straight line?

Look at your hand as you cast to see if it's moving in a relatively straight-line front and back. If you have any slack in the line when you pick up on your first cast, you might end up with a poor back cast and a poor forward cast. So, start with rod close to the surface of the water and get all the slack out of before you make your back cast. Then you want to slowly accelerate to a very crisp, firm stop. As you start with your back and see the fly line move on the water, this is when you put the majority of your acceleration into the casting motion.

Are you waiting long enough on the back cast for that line to straighten out? With no wind, both sides of the cast should take the same amount of time. You can count to be sure you have the same cadence on both halves.

Are you stopping the rod in the correct position? If you stop the rod on a back cast with the rod tip pointing at the ground, then I'm throwing all your energy down instead of up in the air. This is why we say stop the rod at 12:00 O'clock.

Is your wrist breaking? Breaking your wrist is how you get open loops. This is one of the most common errors, as is not stopping the rod in the correct position.

Do you have a constant acceleration to a firm stop? Are you throwing a tailing loop?

Don't forget the roll cast. It is one of the most important casts and you should be practicing it on the water in order to load the rod correctly and with proper "D" loop.

So, when you're working on these things, keep your sessions down to 20 - 40 minutes and work on a

Continued, next page →

Fly Fishing Educational Series (Con't)

specific task. Don't try to do too many different casts, because then you may not really achieve what you want to achieve.

There are quite a few other casts. You could work on reach mend, slipping line, pile cast, double haul, and shooting and retrieving line in the air.

As I practice what is more important, distance or accuracy?

Joe: I would say accuracy is more important than distance. The majority of the fish we catch are within 50 feet, even with Bonefish. Practice casting at targets at 24, 35, 45 and 50 ft with an overhead cast, side arm cast and off shoulder cast.

Distance may come into play when you are fishing saltwater or throwing streamers.

As you improve your casting, you can focus on distance. You should learn to double haul, as it is helpful when casting into a headwind. If you can normally cast 60 feet, in stiff wind you're going to end up casting about 30 feet.

Would you always cast to a target in practice?

Joe: Oh, absolutely. You should practice with a target. Get the cast down first, then look at accuracy, and then distance. Accuracy has many advantages. One of the things you must learn is the proper trajectory for casting to the target. If you have a close target, your back cast must be up much higher than your forward cast, so that your trajectory comes down to the target much steeper. As you extend line out, the cast itself will become more horizontal.

Learn how to place the fly over the target before you lay the fly down, cast off to the side of the fish so you don't overline it.

What is the role of a professional casting instructor?

Joe: I think it is very, very helpful to learn from a professional because the learning curve, with good instruction will make you a better fly angler. The main thing that I like to see when I am working with a person is that they can look at their fly line, the rod and their body and identify the error. And then, know how to correct it. That's the key thing that a professional provides.

Now, where do you find some of the right people? Well, typically at any casting club, there's somebody who runs the program or is very involved in the casting program. So, that's a good starting point. Another suggestion is to go to the Fly Fishers International site ([Fly Fishers International](#)). This organization certifies casting instructors and has a roster of instructors near you, as well as instructional videos.

How about maximizing your time with a professional coach?

First of all, before you go to a professional coach, learn as much as you can by watching videos. Read

Continued, next page →

Fly Fishing Educational Series (Con't)

some books. Then when you get with the professional you can pay close attention. Make notes and ask questions. You should be keeping a logbook of what you're working on to track your progression. Also, a good instructor will have some kind of video recording device that you'll be able to see where your problem is and what the correction should be.

You generally want to have a series of lessons with a professional. And he's going to say you should be practicing at least three times a week, 20 - 30 minutes. Make time for this practicing to get the most of time with your instructor.



Flies That Keep On Giving!

Electric Blue Buzzer

By John Williams

I have been fishing Southern Utah for many years and keep trying different flies on every trip. One that has proven to be very effective on the lakes is what I will share.



Material:

Hook:	Owner SSW size 8 or 10 or similar
Thread:	Black 8/0
Body:	Blue Holographic Tinsel
Wing Buds:	Yellow Goose Biots
Bud Coloring:	Red Sharpie Marker
Cement:	Super Glue
Coating:	Thin UV Cure

Instructions:

1. Start the thread behind the eye and run it down into the bend as shown.
2. Attach blue holographic tinsel at the bend and wrap the thread back up to the thorax area.
3. Smear super glue on the hook from the bend to the thorax and wrap the holographic tinsel over the wet super glue and stop at the thorax leaving the excess hanging.
4. Tie in two goose biots by the butts, one on either lower side of the hook shank.
5. Wrap the thread forward building up the thorax and then wrap the holographic tinsel forward over the thorax region.
6. Fold the biots forward and upward and tie off behind the eye, Whip finish and cut your thread now.
7. Touch the base of each Biot at the base with your red marker, the color will bleed in the next steps.
8. Coat the entire fly from base to the head leaving a slight amount of UV cure on the biots and head. A rotary vice works best now as you can rotate the fly so the UV cure doesn't sag drastically. Set the UV with your light.
9. You're ready to go fishing NOW!

Tight Lines, John

FFCOC Leadership

Mission:

Encourage Angling with Artificial Flies (Fly Fishing)

Encourage Education and Fisheries Conservation, including Habitat and Watershed Conservation

Disseminate to the public the Results of the Club's Efforts

Encourage Youth to Follow Sound Conservation Practices

To **ACHIEVE** this the Club conducts various meetings, events and outings as documented in this newsletter.

MEMBERSHIP is open to all. If interested, contact one of the Board members or come to one of the Club meetings.

Board of Directors and Activity Leaders

President

Brian Mayer

1st Vice President

Open

2nd Vice President

Ken Lindt

Past President

Larry Behm

Treasurer

Tom Sakai
Matt Conrad (Asst.)

Secretary

Larry Roberts

Newsletter Editor

Terry Roznos

Programs: Gill Realon

Outings: Mike Peters

Website: Todd Gomez

Social Media/Comm: Kelly Yokoe

Conservation: David Williams

Membership: Ric Romero

Scholarships: Steve Watanabe

Trout in the Classroom: Ron Gregg

FFI Liaison: Terry Roznos

Members At Large:

Doug Jones

Young Kwan

Visit our Local Shops



Bob Marriott's Fly Fishing Store

2700 W. Orangethorpe Ave. Fullerton, CA 92833

Open (Spring/Summer) Mon.-Sat. 9 am to 6 pm
(Fall/Winter) Mon.-Sat. 10 am to 5 pm
Closed Sundays

Phone: (714) 525-1827

www.bobmarriottsflyfishingstore.com



His and Her Fly Fishing

359 N. Old Newport Blvd.

Newport Beach, CA 92663

Open: Mon.- Fri. 10 am to 6 pm
Saturday 9am - 5 pm

Phone: (949) 548-9449

www.hisandherflyfishing.com