

ON THE FLY

THE MONTHLY NEWSLETTER OF THE
FLY FISHERS CLUB OF ORANGE COUNTY



P.O. Box 23005 Santa Ana, Ca 92711-3005

March, 2011

Club Meeting:

Monday, March 07, 2011
6:00 pm - Wet Fly
7:00 pm - Dinner
Dinner and Program - \$25 Cash
Program Only - \$10 Cash
\$1 Fee for Credit Cards
Phoenix Club
1340 S. Sanderson
Anaheim, CA

Board Meeting:

March 15th 2011
7:00 pm
Cross Roads Church*

Inside this Issue:

This Month's Meeting	P1
President's Message	P2
Meetings Schedule	P3
The Fly Fishing Show	P3
Outings Plan	P4
Surf Fishing Outing	P4
Laguna Niguel Lake Outing	P4
Pyramid Lake NV Outing	P5
Mentor Outing West Fork	P5
Monache Meadows	P6
Southwestern Montana	P6
Flies That Keep On Giving	P7
Fly Tying Clinic	P7
Casting Clinic	P8
Women's Fly Fishing School	P8
Laguna Niguel fishing info	P9
Tejon Ranch Little Lake info	P11
2011 FFCOC Auction Update	P12
Presidents Outing Update	P12
Hot Creek Memories	P13
Board of Directors	P14

For More Information:

See Calendar inside or
www.ffcoc.org

* See back cover for meeting
location addresses.



"Sight Fishing For Trout" With Landon Mayer

How many times have you passed up on a stream or river what you think is non productive water because you can not see a fish - or to you it just does not look like good holding water? Then your fishing buddy right behind you works the same stretch of water you passed up and lands a beautiful 18" Rainbow!

(Continued on page 2)

Spotting Trout, especially large Trout, can be difficult. Riffed water, wind, sun, clouds shadows, and obstructions in the water can make it challenging for an angler to spot fish.

Our guest speaker this month is Landon Mayer from Colorado Springs, Colorado, and he is a fishing guide, writer, instructor and expert on how to read water and sight fish for large Trout. Landon is one of the hottest and most requested speakers on the subject of sight fishing and pursuing large Trout. His success in catching Trout is fueled by his addiction to seek out large fish with small flies and lightweight fly-fishing equipment. Through trial, error and perseverance he has developed innovative techniques for hooking and landing selective Trout. Landon has written several books, including "How To Catch The Biggest Trout Of Your Life" and his newest book, "Sight Fishing For Trout". Presently he has two DVD's on the market titled "Landing the Trout of Your Life" and "Weapons of Bass Production".

Landon is also a contributing writer for High Country Angler and Fly Fisherman magazine. He has also appeared in other publications such as American Angler, Fish and Fly and Field and Stream. He is an ambassador for Simms, Ross Reels, RIO, Smith Optics, Fish Pond and Outcast Pro Staff.

Landon's program will teach us how to spot fish. He will tell us where you want to look for large Trout, how to set up your line, retrieve, and how to use the buddy system of spotting fish for a more productive day on the water.

Please join Landon Mayer as he shares with us the fun of "Sight Fishing for Trout". I hope to see you there... and remember to pursue your fly fishing dreams!

Andy Frumento

President's Message "Paying It Forward"

By Richard Fanning

I had a great time at the West Fork of the San Gabriel a few weeks ago. This was a "Mentor Outing" nicely run by Melinda and John Burns. I met two new club members, Chris Haggard and Karl Bowers that day. I was their mentor that day. I felt good about the opportunity to help them grow their fly fishing capability. As I reflect on that day I think back to how I got started in fly fishing.

It was in 1980 that my neighbor, Paul, came over with a newspaper clipping in his hand. It was an announcement for a fishing class to be held not far from where we lived in Santa Ana. Paul said "I don't know what Fly Fishing is but if it's fishing it must be good!" We went to the class. This is where I met Ray Johnson. He taught fly fishing and fly tying over about 10 sessions with field trips to practice what we had learned. My first fly fishing trip was on the West Fork of the San Gabriel as part of this class. Ray was "Paying It Forward."

Much of my working life I worked at Hughes Aircraft in Fullerton. It was there that I met Earl Young who ran the company's print shop. I found out that he was teaching a fly tying class and decided to attend. Earl had a well designed class that started with basics and moved up from there. There were new fly patterns and materials each session. Earl was "Paying It Forward."

At the first session of Earl's class a guy drove into the parking lot driving an attention getting Dodge pickup that was powered by a diesel engine originally built to power a bus. As I talked to the driver, I found out he also worked at Hughes and his office was in the next building, only a few hundred feet from mine. He had been fishing much of his life – his parents frequently made long trips around the west. That was when I met Curt Clark. I've gone fly fishing with him many times since then and learned how to fish small Southern California mountain streams from him. Curt was "Paying It Forward."

I'm thankful for the friendship, knowledge and skills I've gained from these and other fine individuals. And, I am getting considerable pleasure from "Paying It Forward" myself. This is how we can grow the sport and the club.

Be well, fish on!

NEW Meeting Night Up for Consideration

As you know, the FFCOC belongs to a speaker's consortium along with seven other clubs. One of the clubs has decided to drop out of the consortium group, unfortunately due to economic reasons, and will not be a member starting in January 2012. This departure opens up the availability for the FFCOC to consider changing the general meeting from Monday to Wednesday night.

(continued on page 12)

2011 Speakers List

By Andy Frumento

Date	Day	Speaker	Topic
March 7, 2011	1st Monday	Landon Mayer	"Sight Fishing For Trout"
April 11, 2011	2nd Monday	Jim McLennan	"Fly Fishing Alberta"
May 9, 2011	2nd Monday	Marlon Rampy	"Southern Oregon"
June 6, 2011	1st Monday	Kirk Deeter	"The State of the Industry"
July 11, 2011	2nd Monday	Charles Jardine	"Soft Hackles: Legend & Living"
August 8, 2011	2nd Monday	Al Quattrocchi	"Calico On The Rocks"
September 12, 2011	1st Monday		FFCOC AUCTION
October 10, 2011	2nd Monday	Tom Pero	"The Magic Language Of Flyfishing"
November 7, 2011	1st Monday	Peter Piconi	"Cajun Redfish"
December 12, 2011	2nd Monday	Christmas... TBA	

The Double Haul Ball

Free Beach Fly Fishing Seminars and Open Forums



Save The Date!

Long Beach Casting Club
Saturday, March 26th
9am to 4pm
for map visit: longbeachcastingclub.org



A OSF and Wilderness Flyfishers joint venture.

*The Double Haul Ball is a **FREE** all day seminar designed to promote and educate the basics of fly fishing California's most accessible resource, the Pacific coastline.*

Free FFF master casting instruction:
How to properly cast a shooting head,
How to increase distance with a switch rod,
Open panel discussions on corbina and surf fly fishing
Fly tying demonstrations, How to make a stripping
basket, knots, leaders, tackle talk, How to take better
digital pics on the beach. Learn from the locals.

www.onesurffly.com or www.wildernessflyfishers.org for more info

Fly Fishing Show Free Admission and Parking for Participating Club Members

By Richard Fanning

The club will be staffing a booth at The Fly Fishing Show In Pasadena on February 19 & 20, 2011. Our goal is to advertise the club and seek new members.

The shows are both good ways to find out what is happening in fly fishing, see or buy new equipment and learn about fly fishing destinations. They offer classes and opportunities to meet other fly fishers. Participation is highly recommended.

The club would like to thank members Cheryl Moore, Doug Jones, Dwain Rainey, Floyd Sabins, Gary Jacks, Gerry Gruhn, Greg Madrigal, Jim Wright, Marvin Crocker, and Shane Chung for manning the FFCOC booth.

Show hours, seminar schedules and exhibitor's attendee info can be found on the show website.

<http://www.flyfishingshow.com/Pasadena.html>

2011 Outings Plan

By Rick Umbarger

Date	Location	Streamkeeper	Phone #
February 26	Laguna Niguel Park Lake	Lyman Kennedy	714-742-5865
March 19	Saltwater Surf Fishing	Jim Edwards	714 337-5899
April 23	Casting Clinic	Van Lloyd	949-307-6873
April 16 - 18	Pyramid Lake	Jim Wright Rob Anderson (Guide)	714-679-6638 775-742-1754
May 14 - 15	East Walker River	Rick Umbarger Rob Anderson (Guide)	714-222-9963 775-742-1754
May 14	Tejon Ranch Little Lake	Lyman Kennedy	714-742-5865
June 24 - 26	Fish Creek	Jim Edwards	714-337-5899
July 15-18	Hot Creek Ranch	John Williams	909-598-7905
July 23-30 July 30 - August 6	Dillon, Montana	Richard Fanning	714-671-1370
August 19 * 21	Monache Meadows	Marvin Crocker	949-351-4700
September 17 or 24 (tbd)	Women's only Casting Clinic	Melinda Burns	951-451-9920
September	Green River, Utah	Jim Wright	714-679-6638
October	Kings Canyon Camping	Rick Umbarger	714-222-9963
November 4-6	President's Outing	Richard Fanning	714-671-1370
December 5 - 9	Trinity River Steelheading	Audrey Williams	714-427-5977

Laguna Niguel Outing February 26th 2011

LAGUNA NIGUEL OUTING is scheduled for Saturday, February 26th. The lake has been stocking regularly to date and there have been some very large trout to 16 pounds caught there this season. The cost to fish the lake is \$20; the cost to launch a float tube with fishing permit is \$35. Boat rentals are \$10 an hour or \$25 for five hours. Fishing Laguna Niguel Lake is a good opportunity to hone your streamer or midging skills for Crowley or other still waters. If you are a novice and want to try still water fishing, there are experienced club fishermen who will help you out. There will be a sign up sheet with information at the February meeting. If you have questions you can call **Lyman Kennedy at 714 742-5865 or email at: lkennedyjr@earthlink.net.**

Fly fishing "how to" info about Laguna Niguel Lake on page 9.

Surf Fishing March 19th 2011

Jim Edwards has agreed to host a club outing to fish the local surf in March 19th. Participants are to meet the group at 8am within Huntington State Beach. To get there, enter the state beach at Magnolia and Pacific Coast Highway. Then go south in the parking lot until you are parallel to the Brookhurst and PCH intersection. We will meet there, gear up and hit the surf.

Be sure to dress warm and bring your waders, boots and a good wind/water proof jacket to put on when you get there. Fishing equipment should include 7 to 10 wt rods, a stripping basket and a sinking shooting head on running line of an integrated sinking line of appropriate weight for the rod you are using.

Flys that typically work well include:
Olive/white Clouser, Tan/white Clouser,
Chartruse/white Clousers size 1 to 4
Sand crab patterns, size 2 and 4
Gracie's Shrimp



Call **Jim Edwards** for more information or to let him know you plan on attending. He can be reached at **714 337-5899.**

Mentor Outing

San Gabriel River West Fork

January 29th 2011



Our outing started out on an early cool brisk Saturday morning(January 29th), where 14 mentees, 9 mentors, 1 cook and the organizer (myself) met at the foot of the mountain. Their quest was to work with novice Fly Fisherman to teach them how to conquer the wild trout of the West Fork of the San Gabriel River. Once all Fly fisherman were accounted for, I then sent them up the hill to meet at one more location where we would then regroup into fewer cars and then carpool up the service road to the Pasadena Bait Club House to use as a home base.

As mentioned early it was a cool but brisk morning and the mentees were hungry to learn all they could from their mentors. The morning started out with Larry Carroll, a club member from Wilderness Fly Fishers, giving us a brief overview of the area and the fish. He briefly touched on tackle, reading the water and what flies worked here. Larry Carroll has been fishing these waters for well over 20 years and as you can imagine is very knowledgeable of this area. After a few questions, the mentees were paired up with their mentor and sent out to capture the all too elusive wild trout on the San Gabriel River. Within the first 15 minutes, we were alerted that the first catch of the day was made by Greg Madrigal. As I continued my stroll up and down the river to see how the mentees were doing, I could see the gleam in the mentees eyes. Mentors were very attentive to their mentees, taking time to methodically explain technique and equipment.



(Continue on page 10)

Pyramid Lake NV

April 16th to 18th

In what has become an annual event, this year's Pyramid Lake outing will be Sunday-Monday, April 17th & 18th. After consulting with Rob Anderson from the Reno Fly Shop (now closed) we decided to make it a Sunday-Monday outing in an attempt to miss the bulk of the weekend crowd which usually clears out by Sunday afternoon.

If you have never done this trip before you are missing out on a chance to catch what may be the biggest trout of you life. The lake's native Lahontan Cutthroats *average* 3-5 pounds, with many fish pushing 10 pounds or more. If you are new to fly fishing the techniques are simple and easy to learn. We normally fish from ladders placed in the water at the proper distance from shore. There usually is nothing around you, but water. There is nothing to interfere with a back cast and nothing on the bottom to snag. You do not need to be a long distance caster as fish are sometimes hooked right at you feet.

Equipment that is appropriate for both kinds of fishing is usually two rods. A 5-6 weight rod with floating line for indicator fishing and a 7-8 weight rod for streamer fishing (a Rio DC 24ft. 250 to 300gr. line is perfect). I will provide a more extensive list of what to bring that includes equipment, lines, flies, leaders, tippet and clothing in an upcoming e-mail.



Daytime temperature will likely be around 50 degrees F. This is a very variable temperature as we have experienced 30-75 degree temperatures in past years. I am expecting (hoping for!) good weather as Punxsutawney Phil has predicted an early spring this year!

You make your own travel arrangements to Reno, fly or drive. It is best to arrive by Saturday (Friday if fishing on Saturday) to check in with our guide/host **Rob Anderson (775-742-1754) AND myself Jim Wright (714-679-6638)**. I will be staying at the **Silver Legacy Resort (1-800-687-8733)** in downtown Reno. Others have stayed the **Atlantis Casino (800-723-6500)**. Rob will be providing breakfast and lunch on Sunday and Monday, as well as step ladders to fish from. Cost of the trip is \$160 per person for both days of fishing. If you would like to join Rob and myself for a half day of guided fishing on Saturday the cost is a \$50 donation paid directly to the Club through me. I will e-mail a list of all attendees so you can communicate as to carpools, car rentals and lodging.

**The Beaverhead, Ruby, Jefferson,
Big Hole, and Madison Rivers
and Clark Canyon Reservoir**

July 23 – July 30, 2011

July 30 – August 6

Fish the rivers of Southwestern Montana



This will be the fourth time for this trip. Past participants have had a great time, excellent fishing and good food. This time we will be going a little later

in the season. There has been great fishing this time of year for the past 2 years. We are reducing the group size due to availability of lodging at the Big Trout Ranch and are adding a second week to accommodate the same number of people as before.

- 4 guided days fishing with a partner, including flies
- 2 days open for fishing at Big Trout Ranch, an unguided fishing location of your choice, local sightseeing or just relaxing (additional guided days available at extra cost)
- 7 nights lodging and meals
- Group size of 6 to 8 depending on sleeping requirements

Choice of Week 1 (July 23 thru July 30) or Week 2 (July 30 thru August 6) based on availability

Not included: Transportation, Fishing License, Tips, Admission Fees, etc.

This trip is being planned to accommodate 6 to 8 participants each week at \$1650 per person. There also may be some limited availability for non-fishing attendees at a cost to cover lodging and food.

For more information or to sign up, contact **Richard Fanning,**

714 671-1370, or rkfanning@aol.com

There will be a sign up sheet at upcoming FFCOC meetings.

Tentatively all spots are filled. A waiting list will be made available for signup at the February 7th meeting.

**Monache Meadow
August 19 - 21, 2011**

Monache Meadow is a beautiful Sierra Nevada meadow at the 8000 foot level. The South Fork of the Kern River runs thru the meadow and there are fishing opportunities for both Golden and Brown Trout. Again this year the club is planning a trek there. This is a camping outing with nearest gas or hotel over two hours away. The fishing is mainly dry fly fishing in a open meadow or up river through a lightly forested area allowing easy access and casting. Experience has shown that fishing can be at its best early in the season and the plan is to make the trip as soon as the snow melts and the road is opened. The date for the trip is tentatively set for the weekend of June 4-7; it will be a Friday- Monday trip assuming good weather and the gate being open. Access to the Meadow is over a mild jeep trail, it requires a 4-wheel drive vehicle with moderate ground clearance. We're looking for club members willing to drive and take a couple of others with them. This is an excellent outing for beginners as it is not uncommon to have 30-fish days. This year the fishing should be excellent early season due to the amount of snow.

Those interested should contact the stream keeper Curt Clark at CURTCLARK9@YAHOO.COM or 714- 639-9927.

Marvin Cocker at 949-351-4700

My GPS track says the campsite is at
N36 14.266 OR GOOGLE EARTH 36 DEG 14' 18"
W118 11.205 OR GOOGLE EARTH 118 DEG 11' 13"

Here is a web site with good directions, map & GPS lat/lon way points for Monache Meadows.

<http://www.ucltd.com/MonacheTrail.pd>

If you decide to go please email me and indicate whether you need a ride or can give one.

**Curtis W Clark
Marvin Cocker**



FLIES THAT KEEP ON GIVING

By John Williams

While on a recent trip to Davis Lake, Shane Chung was waist deep in slippery bottom waters and was looking for a place to land. Shane is a water dog who gets all wet but manages to catch his share of fish. You just don't want to be around him when he shakes off all the water. While out there he hooked several fish. Here is what he was using as a fly.

Shane's Sparkle Midge



Hook: Daiichi 1530 8-16
Bead: Copper 1/8"
Thread: 8/0 Black
Wire: Fine Copper
Body: Bright Green Crystal Flash

Place the bead on the hook small hole of the bead first.

Wrap the thread from the eye to the bend while tying in the wire.

Tie in the crystal flash at the bend and wrap the thread forward to the bead.

Wrap the crystal flash forward to the bead and tie off and cut excess crystal flash at bead.

Counter wrap wire forward to the bead and wrap several times and whip finish.

Head cement the wraps and head to Davis Lake.

Good Fishing,
John

FLY TYING CLASSES

Fly Fishing Club of Orange County - 2011

The Fly Fishing Club of Orange County is offering to its members a variety of fly tying classes. Are you tired of going to the fly shop to purchase flies every time you go fishing? Do you ever want to buy a "special" fly that works miracles on rivers only to find that fly shops don't offer that fly

For the beginners class you will learn how to handle various feathers, hair, synthetics and hackles as well as learning how to spot good/bad materials. Proportions, size and color will also be on the agenda. You will be learning approximately one fly a night. This will give you the opportunity to tie the same fly several times.

For the intermediate and advanced class, there is going to be a series of flies I'm calling "Flies You Don't Want To Pay \$2 For." There are about a dozen of these flies. They tend to be small (usually between a size 16 and size 22) and are very easy and quick to tie. The flies in this series tend to be some of the most effective flies because they simulate the natural insect found in the fish diet.

There will also be a three fly set up that is a natural for the Kern River. The flies are a size 22 PMD emerger, a size 16 Caddis Nymph and a size 14 Stimulator.

Among the other flies that we are looking at tying is the M&M Caddis, a Kern River Royal Flush, a POP fly (Pheasant Tail - Ostrich - Peacock) that works anywhere, a Bead Head Pheasant Tail Flashback, a Shop Vac, a size 22 Trico (the dry fly variety) and some woven flies. If we get through these flies, we might look at some saltwater Deceivers and Clousers.

If you are interested in taking the FFCOC fly tying class, please send an e-mail to Melinda Burns at mel11755@pacbell.net or just put your name on the sign-up sheet at the February club meeting. Please indicate whether you are interested in the beginning or intermediate/advanced class. There will be no charge for these classes.

Free FLY CASTING CLINIC

Presented by

Fly Fishing Club of Orange County

April 23, 2011

Mile Square Park, Shelter 1, Fountain Valley CA

What? Free ***Fly Casting Instruction*** – ***The Basics of Fly Casting*** taught by *Federation of Fly Fishers Certified Fly Casting Instructors* and others, with benefits for ALL levels of fishing experience. Free ***Knot Tying Demonstration*** – Learn the basics of assembling fly casting lines
Free Barbecue Lunch

Open to the general public - Get to know other fly fishing enthusiasts

When? ***Saturday April 23rd starting promptly at 8:00 a.m. ending at noon***

Where? ***Mile Square Park*** – Shelter 1 at the South Pond
Directions from southbound Interstate 405 - Exit Warner Avenue and travel east to Euclid Street (about 1¾ mile), turn left on Euclid Street, turn left into first park entrance (there is a \$5.00 parking fee). Shelter 1 is at the pond just past this entrance.
Directions from northbound Interstate 405 - Exit Euclid Street and turn left at signal traveling north on Euclid past Warner Avenue (about 1 mile) , turn left into first park entrance (there is a \$5.00 parking fee). Shelter 1 is at the pond just past this entrance.

What should you bring?

Fly fishing rod, reel, line and leader if you have it (a limited number of fly rods will be available for public use); sun screen and hat; and sun glasses or other eye protection.

How do I RSVP?

Although the casting clinic is free and open to the general public **you must RSVP to attend**. *No children will be allowed without direct adult supervision*. To RSVP or for more information contact FFCOC member **Van Lloyd** at vlloyd@earthlink.net or call **(949) 307-6873**. It is important to sign up as soon as possible because space is limited.

What is the Fly Fishers Club of Orange County?

The *Fly Fishers Club of Orange County* was founded in 1966 to further the sport of fly fishing and to provide a meeting function for area residents interested in the sport. When founded there were three goals in mind that the club wanted to achieve.

Educating the public

Conserving the fisheries, and

Contributing its resources in order to make fly fishing enjoyable and available to everyone.

Learn about us at <http://www.ffcoc.org>

Women's Fly Fishing School

Saturday April 16, 2011, 9:00 a.m. - 4:00 p.m.

Pasadena Casting Clubhouse Pond

Freedom on the River

with Lynda McLennan

Don't miss this rare opportunity to learn with international fly fishing expert Lynda McLennan. This school is designed for women who are beginners or women who would like to review or improve their fly fishing skills. For more information go to the FFCOC web site <http://www.ffcoc.org>. Enroll early—space is limited.

FLY FISHING LAGUNA NIGUEL LAKE

DATE: February 26, 2011

TIME: Lake opens at 6:00 a.m.

DIRECTIONS: Go south on 5 Freeway until you reach La Paz exit. Take that exit west and drive about 4 miles toward the ocean until you reach Laguna Niguel Park on the right. There is a fee to enter the lake; pay at the guard stand. As you leave guard stand, take two left hand turns and drive up the hill toward the lake. Park in the parking lot and go into the concession stand to purchase your daily fishing pass. The cost is \$20 to fish the lake. The cost to launch and fish from a float tube or pontoon boat is \$35. Boat rentals are available at \$10 per hour or \$25 for five hours. The best place to launch a float tube is about ½ mile down the road at a smaller parking area on right side of road. There is also a portable toilet there. Just down the hill is the old launch ramp where you will launch your float tube.

EQUIPMENT:

MIDGE FISHING

Floating line
9 foot tapered leader-4x
Indicator (small foam)
4x or 5x fluoro tippet
Small split shot (above your flies)

STREAMER FISHING

Type 3 intermediate sink
straight 3x or 4x fluoro tippet 6-9 feet

FLIES for midge fishing (you can buy at Marriott's; ones made by Sierra Drifters are best.

Sizes in 16 to 18; it is important to have flies with bead heads and dubbed heads. Bead heads can be black, gold or silver.

Black body with black bead (tuft of white at head to simulate gills)

Black with silver wire

Black with copper wire

Black with red wire

Olive with gold wire

Gray with gold or black wire

Sold red and red with gold wire

Flies for streamer fishing: Wholly buggers in especially black or olive; Muddler Minnows; Hornbugs; Nymphs as trailers such as copper johns or prince nymph.

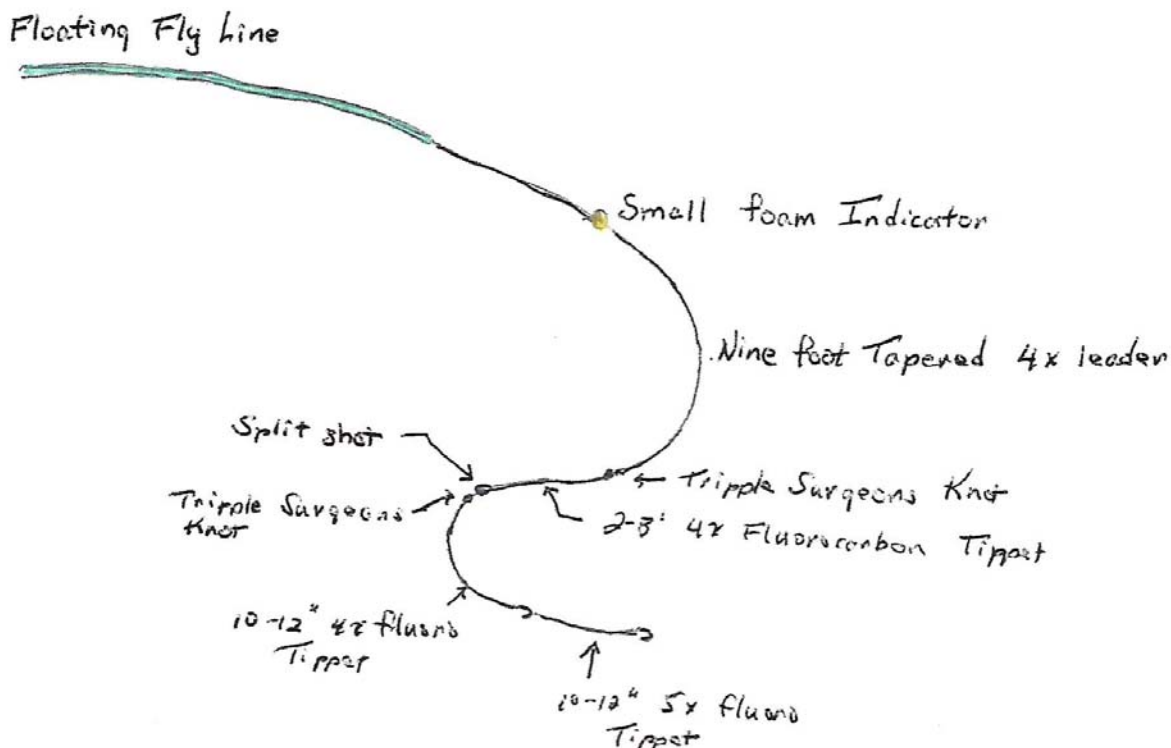
SETUP FOR MIDGING:

1. At end of your leader (nine foot 4x tapered leader), tie on about 2-3 feet of 4x fluoro tippet with triple surgeons knot. Tie another 10-12 inches of fluoro tippet (4x) with tripple surgeons knot.
2. Slide on foam indicator with peg.
3. Tie on first fly to end of tippet.
4. Attach another piece of fluoro tippet (5x) 10-12 inches to bend of first fly.
5. Tie on second fly.
6. Pinch on small split shot above knot from main line to first fly.
7. When you set up at a spot to fish, attach your forceps or other device to end of bottom fly and drop to bottom. Grab your line and slide your indicator until it is 4-8 inches below surface of water. Remove your forceps or other weighted object and you are ready to make first cast. With this setting your fly will be 4-8 (starting depth) inches off bottom. In the morning it is usually better to start with bottom fly close to bottom (4-6) inches. It is important to find the depth at which fish are holding. Usually close to bottom early in the morning and as midge hatch begins and progresses, fish can move up in water column.

(Continue on page 10)

Laguna Niguel Outing continued from page

Midgers : it is important to bring and set up with an anchor. Bites at Laguna Niguel can be aggressive but are usually VERY SOFT.



STREAMKEEPER: Lyman Kennedy at 714 742-5865


West Fork Mentor Outing continued. From page 5

Back at home base, you could smell the aroma of a barbeque. Which could only mean only one thing, Honey Burns was busy preparing a scrumptious lunch for our gang. It was about 11:30am that he fired up the briquettes and by 11:45am the first group of fisherman were ready to partake of the mouth watering burgers waiting to be eaten. Also on the menu were homemade potato salad made by yours truly, chips, water and soda. By the time, the first group of fisherman finished eating the 2nd group of Fisherman came in for lunch "Beer", Brian Mayer, Sam Moran
Mentors – Doug Jones, Larry Carroll, Lyman Kennedy,

During lunch they shared information about the river and how they had done or what they felt was successful for them. Before sending them out one last time we took a group picture. I just happened to hijack some hikers and requested they take a group photo for us. Mentees learned more about the sport of fly fishing, Mentors learned more about what a mentee wants to learn.

Participants:

Mentees- Ron VanHorne, Greg Sargenti, Justin Sargenti, Mark Spowart, Mike Ryan, Tom Cychner, Karl Bowers, Chris Haggard, Bill Burns, Harvey Gronwald, Joe Durnal, Charlie, Marvin Crocker, Rich Fanning, Greg Madrigal, Marsha Wattel, Eric Kramer, Frank Selby, Cook – Honey Burns (aka John Burns), StreamKeeper – Melinda Burns



Tejon Ranch Little Lake

Saturday May 14th 2011

Little Tejon Lake is located on sprawling Tejon Ranch just over the grapevine (all the way down the other side) and is home to medium sized largemouth bass and bluegill. While the lake can be fished from shore, it fishes best from the water in a float tube, pontoon boat, kayak or canoe. The best fishing is usually early and late, so fishing until dark can be productive. There will be a porta-potty at the lake but otherwise you will need to be self contained

Equipment: While there are many bass specific fly rods, leaders and flies, you can get by with your equipment for trout, especially if you fish stillwaters. A 5 or 6 weight rod will handle all but the largest bass bugs, and for those flies, a 7 or 8 weight rod is necessary. If the bass are in the shallows, you can use a floating line, a sink-tip line or full sinking line from type I to type HI. If the bass are out in deeper water you will need type III or heavier and on those occasions when bass are hiding out in deep water 20-30 feet, you will need 250-350 grain shooting head line (usually in the warmer months). A sink -tip line can be used to get flies down deeper than a floating line and can add diving/rising action to a bug

Leaders: Leader length is generally tapered 6 to 10 feet for floating presentations and straight or tapered 3 to 6 feet for sinking/sink-tip presentations. Leader/tippet size generally runs from 8-15 #.

Flies: You will want a couple surface oriented flies such as poppers (concave head that "pops" when twitched) or sliders (beveled head that "dives" when twitched) made from eight soft foam, a hard body, or deer hair. Go with the smaller sizes for this lake (size 6-10) since the bluegill surface bite is often as prevalent as the bass bite. Most of fishing will be subsurface and standard clousers and wooly buggers work well as do leech patters (the Hale-Bobb Leech is a favorite here), and anything that looks like a worm (sizes 10-14). The Hornburg (size 12) seems to work well in the shallows. The more traditional black, purple, olive, and brown/cinnamon colors work well. Bass also frequently like bright colors such as chartreuse or orange. Having weed guards on a few flies can be handy when fishing weeds or trees/logs. Please consider debarbing hooks as lake is catch and release only

Strategy: Unlike trout which cruise around the lake looking for food, bass generally stake out a location and ambush their prey. Look for any structure you can find such as trees, stick ups (dead trees), drop-offs, rip-rap, weeds, fallen logs and rocks. This time of year (May) there are 3 easily identifiable areas with trees in the water: 1. right end of the dam which is to the left of our launch area, 2. far right corner of the lake viewed from launch area and 3. cove to the right of the launch. There are a few stick-ups hi the right corner. Drop offs are subtle. The dam has rip-rap but falls off sharply. The shore where we launch has weeds. There are minimal rocks and logs at this lake.

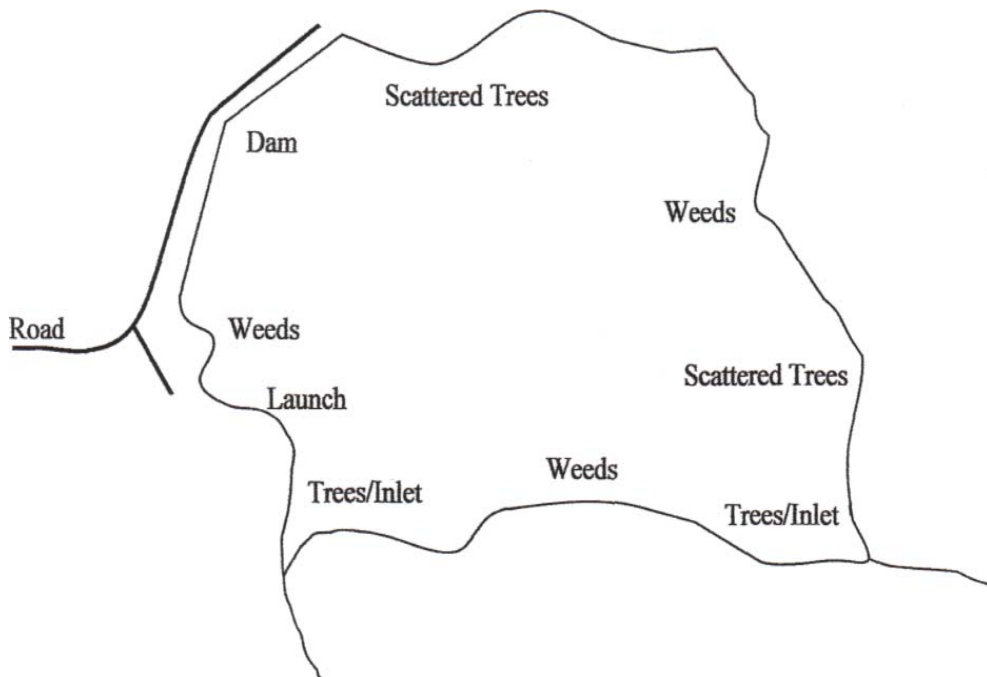
Early/late hi the day: Throw your surface bug hi any of the above spots and let it sit. And then let it sit some more. When you can't stand it anymore, give it a twitch and wait. Repeat.

Midday: Hopefully the bass have moved in close to start spawning. If so during midday, the best approach is to position yourself slightly offshore and cast back to shore hi the shallower areas with a very slow retrieve (floating, sink-tip or full sink lines all work). Work you way around the shore. Generally the slower the better as bass don't like to chase things but rather they ambush them. For bluegills since they love structure, try close to the trees.

Suggested Items to Bring: Chair, Small table, Water bottles, extra water, ,drinks/ cooler, Food for lunch and dinner if staying later, Sunscreen, Hat/sun gloves, Sunscreen, Rods: 5, 6 or 7 (8) for bass and 4 or 5 for bluegill, Lines: Floating, Intermediate, Sink Tip, Full sink (type 3-5) and/or shooting head 25-350 grain, Leaders/Tippet (8-15#), Split shot, Spiders Float tube/Pontoon Boat/ Kayak, Canoe..

Flies: Poppers/sliders in size 6-10, Leech pattern hi size 10-14 (Hale-Bopp Leech, Mo-Hair, Marabou) in black, purple, olive, Small clousers (including chartreuse), Wooly buggers, Worm type flies, Small bait fish type flies, Hornburgs, Spiders

Streamkeeper: Lyman Kennedy 714



FFCOC 2011 Auction Update

By Doug Jones

The FFCOC annual fundraising auction is scheduled for Monday September 12, 2011. This is the club's main fundraising event for the year and in addition to being a great time for camaraderie with fellow club members it provides an excellent opportunity to purchase fly fishing items and other fun stuff at discounted prices. If you are interested in seeing specific items in the auction let Doug Jones, this year's auction Chair, know. We typically get significant discounts from many of the major equipment manufacturers and should be able to get the item you want in the auction.

Each year numerous Club members make the auction a success by helping with planning and preparation for the auction, helping on the day of the auction, and by donating items to the auction that they make, purchase or otherwise donate. Examples of auction-related activities include planning, scheduling, updating mailing lists, contacting potential donors, purchasing auction items, pricing auction items, and preparing items for auction. On the day of the auction activities include setting up the room, labeling and displaying items, signing in members and guests, being the auctioneer, recording purchases, cleanup, etc. Items donated by club members cover a broad range including new and used fly fishing gear, sporting event and theme park tickets, discounts that they solicit from their favorite restaurants or other retail businesses, vacation rentals, and items they make (sewing, wood work, paintings, and flies, to name a few). Also, think about your contacts in the world of fly fishing (guides or outfitters you've used, lodges you've stayed at, representatives of suppliers or manufacturers you may know, etc.) and do not be afraid to ask them to support our auction by directly asking them or submitting their contact information so we can make a formal request of them.

Please start thinking about how you can help with the auction now. In February, September may seem like the distant future but once spring arrives and we all hit the streams and lakes, it will seem like there is no time left to prepare for the auction.

If you have an interest in helping in any way to make the 2011 FFCOC Auction the greatest success ever, please call or e-mail Doug Jones at doug-j@dslextrême.com, (714) 998-7304 or (714) 697-2222. If you have any items to donate either contact Doug or bring them to a club meeting.

President's Outing Reservations Time to Make Reservations Nov 4 - 5

By Richard Fanning

The President's Outing is traditionally near the end of the year and is a celebration of all of the Club's event and activities held during the year. It's a time to talk to old friends and make new friends. There is good food and maybe something to wet your whistle.

Besides all of this there is fishing on the Kern River. The 2011 version of this trip will be the first weekend in November. The non-fishing events including a club sponsored dinner on Saturday night will be centered at the Sequoia Lodge in Kernville. Most of the participants on this trip will be staying Friday night (Nov 4) and Saturday night (Nov 5) at the Sequoia Lodge. So far members have reserved 8 rooms. More rooms are available but it is on a first-come first-served basis. My suggestion is to make your room reservations now to ensure you get one. Here is the contact information:

Sequoia Lodge
16123 Sierra Way
Kernville, CA 93238
760 376-2535
www.sequoialodge.net

And, please let me know too.

Be well, fish on!

New Meeting Night continued from page 3

At our next general meeting on Monday, March 7, 2011, the Board and Membership will discuss the option of moving our general meeting to Wednesday night. Once again.. this meeting change would not go into effect until January 2012.

Please be present for this important consideration. If you cannot make this general meeting, comments and questions can be forwarded to my email address: andy.trotasignore@yahoo.com. All correspondence received will be presented to our membership.

Thank you..
Andy Frumento

HOT CREEK REMEMBRANCES

By John Williams

All the places and varied trips remembered in my mind. Flies tried with success and others have had their day. Different times and places become more changes in technology, trends in materials and techniques, Challenges that bring the best out of most of us. Those places that seemed so remote have become part of my life and remembrances. The great time with friends some times called cronies who share those places and times bring fond memories that are played over each time we are together. Wide open expanses where your dream fish is at the bottom of every pool or tucked under those banks the and soft breezes tickle the grasses on those rolling banks. You softly and ever so delicately place the size eighteen midge that trails your caddis imitation just above a rising brown. The fish has had that offering before and each time has taken the natural just in front of your offering. Remember, a good mend is essential if the drag is to stay out of your drift. Wiley fish live in these waters. You've got to be kidding a size ten works here? He says [Only in hoppers and the rare Green Drake in twelve's]. When the fishing is most demanding is when the sun bake the earth and you feel like frying like bacon on the griddle. The fish know better and wait until the sun offers some relief to their eyes. Another demanding time is when the fish only want the tiniest of offerings twenty-four's and twenty-sixes. I have selected a size 24 midge seven x tippet tied on behind my eighteen tan caddis and pray that the stupidest fish in the creek is at the end of your cast. Yes! He's taken the fly. Set the hook ever so carefully. He feels the set as I gain tension.

He feels bigger when his nose surface to suck offering I had. tension play him of gravel and grass rock out cropping surface, and he's under the bank at found a place longer in sight his moment. I place rod tip into the



than I expected barely kissed the down the smallest Tension, soft around the mound with the volcanic a foot above the free to swim my feet. He has where I'm on arch rival for the the five weight stream and take

up slack in an effort to free him from his sanctuary. The feel of being free excites him and another burst of adrenalin and the feeling rushes through the both of us as he finds another soft pillow of water under the bank this time within my reach. I bend over at the knee now down on my stomach to lean over real far to feel the stinging nettle drag up my arm and the instant tingling burning begin as I lower my net still farther into the cold flow of the creek. Oh it's a male brown with red dots staring back at me and the fish eye rolled down in disgust. What a magnificent fish all of sixteen inches maybe a little bit more since the opening on the net is fourteen inches and the tail as I eased him into the net slapped the yoke at the base. There is my friend holding me by the legs keeping me from a sure soaking. I rise up with the trophy and my friend shuffles to get the camera. We take a shot as I proudly show the beauty of my newest success and thank the fish for a battle that took him under the sweeping grass bed he lives among. Now back as I patiently break our ties to each other giving him a chance to regain his strength. He swims down under the flowing grasses he so eagerly fought to enter when we first met. He is fine tired as I but not totally spent for I plan to visit him again some time in the future. That was a battle I exclaim and fall back on the soft green bank my feet dangling just over the edge. These moments are addicting and only equaled by the beauty of the place. You know them and need them as I. A place where you have found piece with your surroundings and nature has treated you with respect this time not to be taken for granted because there have been times when your just another rod on the water hoping for the moment when nothing seems more important. Your turn buddy, I say as we trade experiences and I guide and take some of the responsibility of spotting the fish that will bring us both to a feeling of understanding, a grateful feeling and one we both have shared many year as friends.

Fly Fishers Club of Orange County

The **PURPOSE** of the Fly Fishers Club of Orange County is to:

- Encourage angling with artificial flies (fly fishing)
- Encourage education and fisheries conservation, including habitat and watershed conservation
- Disseminate to the public the results of the Club's efforts
- Encourage youth to follow sound conservation practices

To **ACHIEVE** this the Club conducts various meetings, events and outings as documented in this newsletter.

MEMBERSHIP is open to all. If interested, contact one of the board members or come to one of the meetings.

Meeting Locations:

Phoenix Club:
1340 S. Sanderson
Anaheim, CA

Cross Roads Church of Irvine/
Tustin:
2472 Walnut Avenue
Tustin, CA

Board of Directors: President Richard Fanning 714 671-1370 rkfanning@aol.com 1st Vice President Doug Jones 714 998-7304 doug-j@dslextreme.com 2nd Vice President Melinda Burns 951-734-6005	Past President Marvin Crocker Treasurer Brian Mayer Secretary Alan Ross Outings Rick Umbarger Newsletter and Website Shane Chung Conservation John Burns	FFF Liaison Marvin Crocker Raffle Coordinator Charlene Hanson Trout in the Classroom James Wright Membership Melinda Burns Programs Andy Frumento Casting Van Lloyd	Fly Tying Cheryl Moore Member at Large Jim Edwards Member At Large Lyman Kennedy
---	---	--	--