

ON THE FLY

THE MONTHLY NEWSLETTER OF THE
FLY FISHERS CLUB OF ORANGE COUNTY

50 YEARS OF SERVING OUR MEMBERS!



October 2020

Inside this Issue:

| | |
|--------------------------|-------|
| President's Message ... | 2-4 |
| Membership | 8 |
| Club Meetings | 11 |
| Outings and Events | 12 |
| A Fishing Story | 17-19 |
| Announcements | 20 |
| Fly Tying | 21-22 |
| Leadership | 23 |

President's Message

A huge thank you to Art Prangle, Melinda Burns, Brian Meyer, and the rest of the auction crew for a great job. Well done guys and woman.

A second huge thanks goes to all the members that participated in the auction with you bids or cash donations pushing us beyond our goal.

A special thanks to our donors that made it possible to even have an auction. Due to the effects of Covid we did not feel it fair to ask for donations from Guides, Lodges or Manufacturers. This left it to the kindness of our members to reach into the closet and donate. This was critical for us to get those donations this year.

FFCOC Website:

www.ffcoc.org

BREAKING NEWS !!!

All items with a select few holdouts will be made available in a clearance auction latter this year. They will be offered at reduced starting prices.

(See the Next page!)

HINT HINT HINT ----- BARGAINS

We are still looking for a new 2nd Vice President. Main responsibility is putting on the public Casting Clinic. This position can lead to the president's chair if desired. We are also looking to fill the Member at Large.

One is available to either lead a project or back another board member put a project together and run it. Also participate in the governing of the club.

Random thought :

The cost of tying your flies is never cheaper than store bought but when it fools the fish oh so satisfying.

Stay well

Denis Higginson

A request from President Denis Higginson:

“Ask not what your club can do-----”

Now is the time to consider if you like to become a board member of this club.

We are looking for 2 new faces to help run this club. Any member of the club is welcome to serve on the board.

We are going to need a 2nd Vice President and a Member at large to fill the openings for next year.

If you ever had an interest in joining “come on down”.

Every club like this one needs new faces to keep it going for the members. It doesn't happen without some time on your part but along the way you will have some fun.

We support all positions as a team, so you are not left on your own to figure out what to do.

Come join us and make the club stronger.

Thank you

Denis Higginson

FFCOC Auction - The tally is in!

We just wrapped up Phase 1 of the 2020 Auction.. Phase 1??? Well, we still have to get all of the items to their new homes and we still have a few leftovers worth a second look.

We did hit our target. We actually exceeded it by a bit. So, thank you to the generous donors and the active participants in the auction.

Some incredible deals were had:

Lightly used fly rods-\$53-\$100

Reels with experience-\$47-\$125

Brand new \$795 Abel Reel-\$450

Fly Lines-\$15-\$20

Boating excursions-\$150-\$175

And a lot of other equipment will get new homes and active usage. Artwork found new walls to hang on and some beautiful crafts were bought. All in all, a success during challenging times.

So, how do you get everything you bought? Denis Higginson (atbimages@yahoo.com) is orchestrating pick up days and will send out a note with dates and locations. If something is really urgent, let us know and we will arrange a work around.

We have a few leftovers and we thought we might offer a “second chance” to bid or “Buy it Now” on many of those items. Some items will be repurposed as raffle items and some for an “In person” auction when we can do that again. Details will follow but we will use the Auctria website as we did for the silent auction. Stay tuned.

Our thanks again to all who participated; donors, buyers, helpers, and partners.

Thanks for all of your support.

Regards,

Your auction team for 2020 auction@ffcoc.org

John, best wishes from the gang at FFCOC!

Our friend, teacher, good buddy, and past president, John Williams is "MOVING ON".

Here are his remarks:



From This To This

This what happens with many wonderful years of Fly-Fishing.

My first experience with a fly rod in my hand was back in the 80's with a trip to Hot Creek Ranch.

As you can see by the top left photo it made an impression on me, changed my life and forty plus years later I still have to bug.

I am writing this to let all my club friends know I will be moving to Washington State to be much closer to my daughter and her family who reside in Vancouver B.C.

Although I will be a couple of states away I still have family in the area and will be returning for a couple of club events each year and meetings when I'm in town.

I want to express my sincere happiness in meeting so many wonderful people through our club and applaud those who have taken the responsibility to become board members or volunteer their time in our efforts to promote fly-fishing.

Remember the phone works both ways feel free to call 951-236-0862 I'll answer unless fishing.

John Williams



Reminder: The Peter Koga award is available for nominations this year.



As announced last August, we have created a special award, in honor of Peter Koga, that recognizes a club member's contribution and involvement that evokes the spirit and commitment that Peter had shown. The board has created this award, starting in 2020, to recognize outstanding efforts that a current member makes to contribute to our club's success.

We have posted a *Peter Koga Award-Nomination Form* on our website: You can find under the "About Us" Tab, under "Awards" or follow this link (you must be logged in).

[Peter Koga Award Form](#)

Please print the form, fill it out and give to any member of the nominating committee.

Nominating committee: Art Prangle, Denis Higginson, John Williams, Jimmy Edwards.

Peter Koga Biography:

Peter was a true ambassador to the Club and to sports fishing. A certified Federation of Fly Fisher caster, he was an expert in both saltwater and freshwater. He was a pioneer in introducing Spey casting to Southern California and his fly tying skills and speaking engagements were well received nationwide. He performed his tying skills as an invited guest at Fly Fishing Shows throughout the Pacific Southwest, Colorado and New Jersey.

Peter served the Club as a Board Member at Large in the 80's and as its President in 1993. Through Peter's leadership, he was instrumental in the development and implementation of the Club's current 501c(3) Non Profit status. He helped implement the Club's Trout in the Classroom Program which has reached thousands of students as part of the County of Orange Outdoor Education Curriculum. Peter was a key member of the committee that worked with Bill Blackstone to create and fund The Bill Blackstone Foundation and was instrumental in developing the relationship with Humboldt State to create a scholarship opportunity for future students. Many will also remember Peter's involvement and attendance at various outings and activities for the club.

(More on the next page)

The Peter Koga Award Continued from prior page:

This award will be given to an individual that demonstrates a level of commitment and contribution to our club, reminiscent of Peter, maybe over years and in different ways.

Criteria for selection include:

- A record of leading activity in multiple club projects**
- Notable supporter and advocate of the club and the sport of fly fishing**
- Demonstrated willingness to aid and get involved when needed**
- Current club member**

Nominations will be made by a current member, with 2 additional sponsors, to the award committee. The committee will accept nominations until **November 1st of 2020.**

The award will be presented at the January club meeting and will include a Certificate and a Fly Fishing Reel engraved with “FFCOC Peter Koga Award**”.**

Our club recognizes multi-year outstanding contribution through our Lifetime Membership and the Lifetime Membership Award is our highest recognition. The Peter Koga award is an additional award meant to recognize individuals that make a difference in many ways, maybe over years, but with a level of enthusiasm and participation that is broadly recognized in supporting and advancing our club.

If you wish to make a nomination for the Peter Koga Award, please use the form on the next page.



Nominee:

Date: _____

Award Criteria:

- A record of leading activity in multiple club projects
- Notable supporter and advocate of the club and the sport of fly fishing
- Demonstrated willingness to aid and get involved when needed
- Current club member

Summary of Club involvement, contribution, commitment:

[illegible]

Nomination by: _____, Signature _____

Co-Nominators: _____, Signature _____

_____, Signature

FFCOC is Taking Steps to Protect Club Members from COVID-19

Monthly Club Meetings - We will resume regular monthly Club Meetings when government agencies advise us that social distancing and stay at home recommendations are no longer necessary in our area for the general public as well as people in high-risk categories due to age considerations.

Club Outings – All Club Outings and similar activities like training and workshops will be cancelled or delayed until government agencies advise us that social distancing and stay at home recommendations are no longer necessary in our area for the general public as well as people in high-risk categories due to age considerations. In addition, government recommendations at the locations of activities outside of our local will be considered.

Club Communications – It is important to the Board that any concerns or questions that you may have relating to Club functions are addressed. Please reach out to any of our Board members if you have questions or concerns. We will update Club Members via email, the newsletter and the website of any changes in our planned activities.

Alternative Fly Fishing Activities – A lot of us have time available due to social distancing and stay at home recommendations. This is a great time to work on fly tying, practice casting, if you have a safe place to do so, and, most importantly, go through you fly fishing supplies and look for items you would like to contribute to this year's annual auction.

We look forward to seeing all of you at our monthly meetings and other Club functions as soon as we get the green light from the various government agencies. Mean while, please be careful and stay healthy.

Fly Fishers International (FFI) Report

by Melinda Burns

To view the most current quarterly report for Southwest Council Fly Fishers International, [Click here](#) to see what they have going on and opportunities you may be interested in.

Some of you are already aware of who FFI is but for those unfamiliar with this organization, here is an brief explanation:

“Fly Fishers International is an international 501(c)(3) non-profit organization headquartered in Livingston, Montana. Since 1964, Fly Fishers International (FFI) has been an organized voice for fly fishers around the world. They represent all aspects of fly fishing, from the art of fly tying and casting to protection of the natural systems that support healthy fisheries and their habitats, which is essential to the sport. Today, the organization's mission is to ensure the legacy of fly fishing for all fish in all waters. They focus on conservation, education, and a sense of community.”

There are two types of memberships:, Individual and Club:

Membership benefits for individuals:

- Preservation of diverse fisheries and their essential wetland habitats that support opportunities to fly fish.
- Enduring opportunities to fly fish for all fish in all waters.
- Access to the FFI Learning Center for educational materials to expand your knowledge and enjoyment of the fly fishing experience.
- Receive all FFI publications, magazine, newsletters, news releases, social media posts, etc.
- Community forums to share, learn and develop new friendships in fly tying, casting and fly fishing.
- Participation in FFI governance and leadership.
- Play a personal role in preservation of the fly fishing legacy.
- Enjoy the satisfaction of supporting the FFI mission.

(Continued on the next page)

Additional FFI membership benefits:

FFI Partners with AJG Affinity Program to Bring Benefits to Members

Flyfisher Magazine

The Loop - The Journal of Fly Casting Professionals

Tying Times

Membership card

Decals

Knowledge that YOU are making a difference for the sport's future

Our partners provide FFI members various discounts on fly fishing goods and services. Some of the benefits are available to all members and some to specialty groups within FFI, i.e. Certified Instructors.

We are an affiliate club. Now you probably ask, so how does that benefit you and the club?

The club is offered affordable insurance programs which include:

Directors and Officers Liability

General Liability

Umbrella Coverage

Hired or non-owned automobile liability coverage.

A Learning Center that includes:

Casting

Conservation

Fly Fishing Skills

Fly Tying

FFI provides grants for conservation and education project to councils, clubs and other organizations that furthering the mission of the organization.

FFI also recognizes our members, through the Awards Program, for their work in conservation and education.

Additional Benefits are:

FFI HW staff support

Access to Equipment Loan Program

Club Mapped and Listed on FFI Website

Access to Speakers Bureau portal

Access to Newsletter Content

Access to Club Leader Report portal

Flyfisher magazine

FFI E-News

FFI ClubWire Newsletter

Local Club list given to all new FFI Members

FFI Calendar & Social Media posting of your events

Club Meetings

| <u>CLUB</u> | <u>SPEAKER</u> | <u>TOPIC</u> |
|-------------------|-----------------------------|---|
| <u>MEETINGS</u> | | |
| <u>WEDNESDAYS</u> | | |
| January 8 | Pat Jaeger | "Keeping it Simple" |
| February 12 | James Garrettson | "Reading a River and Taos Area" |
| March 11 | Eric Kramer | "Kamchatka and Argentina - Out There!" |
| April 8 | Cancelled | |
| May 13 | Chis King (via ZOOM) | "Fishing the Pit, McCloud & Lower Sacramento" |
| June 10 | Jimmy Cheers (via ZOOM) | "Big Browns on the South Holston" |
| July 8 | Chris Leonard (via ZOOM) | "The Magnificent Eastern Sierra" |
| August 12 | | Cancelled |
| September 9 | (via ZOOM) | ANNUAL FUND RAISING AUCTION |
| October 14 | Maury Hatch (via ZOOM) | "Fishing the California Delta" |
| November 11 | Gary Bulla | "Fishing the Amazon" |
| December 9 | John Williams | "Adventure North" |

NOTES: Club Meetings are held at the Phoenix Club in Anaheim. In the Pavillion except for the Auction in September which is held in the Ballroom unless otherwise notified.
Board Meetings are held at Santiago Canyon College, Room 206.

Our Next Club Meeting - October 14 via ZOOM

Speaker - Maury Hatch

Program - "Bay Area and Beyond"

While many of us are still nervous about airline travel, what better time to consider a drive to our neighbors in the North. Fall season caters to all tastes from saltwater to fresh, and few people know the area better than our October presenter, Maury Hatch.

Maury has been fly fishing the Western United States and Mexico for 35+ years. After honing his skills with trout, he hooked his first striped bass in 1995, and has been chasing, catching, and releasing stripers ever since. As a Captain, he guides both out of the San Joaquin Delta in a center console bay boat in the fall and spring, and then on a jet sled on the Feather and the American Rivers in the summer for Stripers, Small Mouth and Shad. All trips include top of the line equipment as well as custom tied flies. He is an ambassador level pro staffer for the following products: Costa sunglasses, Simms clothing, Sage rods, RIO lines and Galvan reels.

Web site: firsthatchguideservice.com



2020 Outings

| <u>DATE</u> | <u>DESTINATION</u> | <u>STREAMKEEPER</u> | <u>PHONE</u> |
|---------------|---|---------------------|--------------|
| Feb 8-9 | On the River Trainning Lower Owens | Doug Jones | 714 697-2222 |
| Feb 22 | Jess Ranch Lakes Float Tubing | Lyman Kennedy | 714 742-5865 |
| Mar 16-18 | Pyramid Lake, Nevada | Eric Kramer | 805 984-7202 |
| Mar 21&28 | Thin Blue Line Class | Larry Behm | 949 235-4466 |
| April 4-5 | Buckley Ponds, Bishop, CA, Cancelled | Tom Niedzialek | 714 738-5540 |
| April 19-24 | Green River, Cancelled | Tom Sakai | 714 357-1199 |
| Jun 5-7 | Fish Creek, CA Cancelled | Brian Mayer | 562 619-9169 |
| July 10-13 | Hot Creek Ranch, CA | John Williams | 951-236-0862 |
| July 17-20 | Cottonwood Lakes Backpacking | Larry Behm | 949-235-4466 |
| Aug 2-5 | San Juan River, Cancelled | Brian Mayer | 562 619-9169 |
| Sept 21-25 | Loa, Utah week, Sold Out | John Williams | 951-236-0862 |
| Sept 28-Oct 3 | Loa, Utahweek 2, Cancelled | John Williams | 951-236-0862 |
| Sept 30-Oct 2 | Bridgeport, CA - On Hold, Forest Closed | Paul Nakamura | 310-915-0124 |
| Oct 16-18 | President's Outing, Kernville, Cancelled | Dennis Higginson | 714 544-9908 |
| Nov 10-12 | Pyramid Lake, Nevada Cancelled | Jim Wright | 714 679-6638 |

Note: Dates may change and outings may be removed or added. Contact the streamkeeper for the latest information.



Thin **Blue** Line Fishing (TBL)

Are you having trouble finding places to fish during this COVID pandemic that are not overrun with other fishermen? Consider joining this class to help you find new fishing streams that others overlook. These smaller, less popular streams hold plenty of fish but get missed because they look like Thin Blue Lines (TBL) on a map. These thin blue lines have become my favorite places to catch trout.

Join me on October 24, for a one-day class on finding good water by reading a map. We will cover what good trout habitat looks like on a topographic map, how to read a topo map, how to find the right maps, how to use compass and GPS, and why you need both with topo maps.

This class was designed with COVID safety in mind. We will do the classroom portion via Zoom in the morning, then meet at Casper's Wilderness Park for a few hours of practical map reading and land navigation in the afternoon. There is room at the Park for everyone to spread out and maintain safe distances.

To participate in this class, you will have to bring your own compass to the park, and print some handouts, which I'll send via email.

If you would like to join this class, please contact Larry Behm with an email at larry.Behm@cox.net.

Stream Keeper's Guide to a Successful Trip

Originally published 2014 by Richard Fanning

Creating a successful fishing trip isn't hard but it does require attention to some details. This document is intended to describe these details and help a streamkeeper prepare for a successful trip. Depending on the details of the trip, some of these topics will be more important than others or might not apply at all.

1. Location, Location , Location

This is the starting point. A trip to a location familiar to the streamkeeper is best. If you are not familiar with it, enlist the aid of others or perhaps a Fly Shop or Guide Service to help with the planning. You also need to consider the quality/difficulty of the fishing and the proximity to services. Many fly fishing venues have been described in magazine and journal articles. Try to find an applicable one to help you with your planning. You should estimate the number of participants to help with the following topics. Experience has shown that cost is an issue. A goal in your planning should be to make the trip affordable.

2. Coordination with Outings Chairperson

Once you have an idea for a trip you should talk to the club's Outing Chairperson to get help in scheduling and planning.

3. Transportation to Location

How will participants get to your chosen location? Is this consistent with a weekend trip? Or, will the investment in travel mean it's more appropriate to make it a longer trip? Approximately what will the travel cost be? It will be best for the streamkeeper if you don't have to get involved in arranging travel. One example where the streamkeeper might need to be a travel coordinator is where there is a special access issues—4x4 vehicles , for example. With the location and means of transportation in mind you should set the trip duration.

4. Guided or Not

It's great to fish with a guide, especially if the venue is new to those participating. However, it adds cost and this cost might prevent some from participating. If the venue is a river that requires drifting, guides and drift boats are essential. If it is on a lake participants might be expected to bring float tubes and/or pontoon boats. The more experienced fisher in your group might feel they don't need a guide so you might make guides optional. If it is a walk in venue, you might consider having a guide watch over more fishers than the normal two. Or, you might have a seminar associated with the trip where a local guide explains the local waters.

(Continued next page.)

5. Transportation on Site

If the fishing is co-located with the lodging, this won't be an issue. If guides pick you up at the lodging location this won't be a problem. Otherwise, you need to know how this "local transportation will work a day by day basis. Will you have enough vehicles on site? If participants fly in, will they need rental cars for local transportation?

You need to provide good directions to the lodging and fishing locations—at least a map and maybe turn by turn directions if it is complicated. You might even post signs if it's complicated Monache Meadows. This could be as simple as color coded arrows. (Be sure to remove them after the trip.)

6. Lodging

Finding nice lodging at a reasonable price can be a challenge. If your destination is a city, consider getting a "deal" for a block of rooms at a hotel or inn. In this case, try to find lodging that is near restaurants. If a fly shop or guide service is involved being near their location is a good idea too.

If your destination is out of town, look for a rental house or lodge with reasonable rates. When choosing a house or lodge you need to know how the rooms are configured. Ideally, you should have separate bed rooms and baths for couples. It's not appropriate to expect unattached couples to share a bed. You will also need to figure out how meals will work. Perhaps the owner will provide meals, your group can cook or maybe a caterer will service the group's needs.

Camping is another option but be aware of the expected weather if you are thinking of this approach. Some like camping, some don't. Going this route might limit participation to those who have the right camping equipment.

Another possible approach would be a RV based trip. There are services in some locations who will haul a rental trailer to your camp location.

7. Food

The approach to meals can vary considerably. Here are some ideas:

Go to restaurants

Guides usually provide lunch

Meals are usually provided at Lodges

Participants bring their own food (e.g. for camping trips)

An individual or team of individuals is assigned to each meal.

A mixed approach. For example, Participants are on their own for breakfast, lunch, potluck dinners

(Continued next page.)

8. Expected Water Conditions and Weather

You should let the participants know what range of weather conditions are possible and suggest they be prepared accordingly.

9. Clothing

While experienced fly fishers will know what to bring, based on the expected weather conditions, it would be good to remind the participants to bring quality clothing for the conditions expected.

10. Equipment

Let your participants know what rods and lines to bring. Sometimes other equipment such as a stripping basket, a float tube, etc. is needed. Let them know.

11. Flies

Let the participants know what hatches to expect. If there are recommended local patterns, let them know. Some of your participants are fly tyers. Let them know in advance so they can tie flies if they choose to. Flies can be costly (typically about \$2.00 or more) in a destination fly shop. If the trip is being guided, make an arrangement with the fly shop so unused flies can be returned after the trip.

12. Cost and Payment Schedule

Figure out what you need to charge each participant. Let them know what is included and what they may need to pay for separately.

13. Local Fly Shops

Provide a list of fly shops at the destination. If you are using guides from a specific shop, that one should be able to provide everything needed.

14. Licenses

Tell participants what licenses and permits they need to get. The Fish and Game departments of many states now have web sites where licenses and permits can be purchased. Have participants use these to reduce the time needed to get going on the first day of the trip.

15. Proximity to Emergency Services

While we certainly hope nothing happens. But, it sometimes does. Everyone should know how to contact emergency services and where the nearest emergency care provider is located.

Fishing Trip Reports

Raisin Eye by John Williams

It was Christmas dinner and Vic Buccola (my wife's cousin) asked me what I was doing tomorrow, I said nothing, He asked if I would like to go fishing so I asked my wife and with her approval began to pack. I pulled my Coleman tent trailer and picked up Vic on the way to Chalk Bluffs campground near Bishop California.

We arrived midday and set up camp and fished until three or four in the afternoon. Once at the campground we started dinner in the trailer and set out a couple of packages of tortilla's on the camp table outside the trailer with the intent of making burrito's with the chicken, beans, onion's and cheese I was cooking in the trailer.

Vic yells "the raccoons are stealing our tortillas" and off they ran toward a stand of willow bushes. We were in hot pursuit chasing them down, one bandit made it into the thicket but the other dropped his ill gotten dinner so we retrieved it and made our meal wrapped in the large flower tortilla.

As we sat eating our dinner the gang of thugs fought over what they had stolen and when done they taunted us and beckoned to keep our attention all while making attempts to nab more of our dinner wrappings. I decided to give them something for the fun of watching the mob fight over their begged meal as we sat on the other side of the creek from them. I went into the trailer placed a paper plate on the table with a slice of sourdough bread on it which I sliced into half, I poured a shot of cheep scotch on one half and set off out side to toss it across the stream to the vigilantes.

The largest of them all had one eye that had been poked out and shriveled up like a raisin. Hence the name Raisin Eye. He kicked the asses of the rest and ate the entire half slice by himself while fending off the others, an honoree cuss.

Well I said that went well, let's see if he can hold his liquor. I poured another shot of my hooch on the other half slice and tossed to again over the stream to my spectators trying to find raisin eye. This was becoming a real laugh to watch. Raisin eye again reigned as the victor and ate the second half slice, again defending his prize from the others.

The night was cold and we sat by our fire smoking cigars and having some scotch and laugh about the night's distractions. The next night came with many of the same spectators chanting and scraping for handouts but raisin eye was not in attendance probably sleeping off a hangover and having foul dreams of humans. I fed the varmints no more as it only draws more and closer to our chairs next to the comfort of the fire. I told my daughter of the story and she replied you need to write your fishing stories down so your grandchildren can enjoy them years later. I think she meant that I could remember them later possibly!

John

From Richard's Archives - New Mexico - August 2003
One guide for a mob of 11 eager fisherpeople! A great Trip!



CONTINUING EDUCATION Fishing Opportunities and Skills Development



—

One of our club's principle missions is to encourage people to go out and fly fish. A big part of that is to have the programs and opportunities to build skills across our membership, especially to those just getting started.

Joe Libeu, life member of our club and a Federation of Fly Fishers Master Casting Instructor and all around tireless ambassador for fly fishing, made a suggestion at our recent Board of Director's Meeting. His proposal was to create more of a structure around mentor outings, skills workshops, casting, fishing different types of waters, and such. It's still in the formative stages but the idea won over the Board pretty quickly.

Places like the Owens River, San Joaquin, stillwaters and spring creeks were ideas for possible outings. What would make these outings different than our normal club outings is that we would limit the number of participants seeking mentoring (first come, first serve on-line registration) and have mentors join for the first half day and then the mentors would go out and fish on their own.

For skills building, we are thinking of creating more opportunities for casting workshops including sessions on intermediate, double-haul, fishing casts and sinking lines casting.

Mentors and instructors will be a critical component of the program's success. We have a list of club instructors for our Casting In The Park sessions and would welcome others to join, but we will also need outing mentors. Let me know if you would like to be a part of the mentor corps (artp@sbcglobal.net).

More information to follow and your feedback will help flush this out details of the Continuing Education Program over the coming months. Please let us know what you think.

We are going to announce our first mentor offering in a separate email for a March 20-22 trip to the Lower Owens. Stay tuned. Registration is not open yet but details will follow shortly.

Best regards,

Art Prangley



The Columbia Employee store is available to you during the month of October. Columbia sent the following message to our club.

"Columbia Sportswear is extending an invitation to all California anglers to visit our Carlsbad based, private Employee Store to shop at 40-50% off all Columbia brands during the month of October! The only catch (pun intended) is that a valid California Angling license and matching ID must be shown to access the store. As a reminder, if you don't find it on the rack, we have kiosks in-store for online purchases offering the same discount (Bibs, wading jackets, booney hats, neck gaiters, coolers and more!).

No matter what you're casting for it's important to make sure you're properly geared up. *We cannot guarantee that you'll catch anything, but we can promise to keep you comfortable in any conditions that are thrown your way." All you need is your fishing license and matching ID.

EXCLUSIVELY FOR: Angling License Holders

ITEMS ARE MARKED WITH EMPLOYEE PRICING (40 - 50% OFF REGULAR RETAIL PRICING)

| VALID DATES | WHAT TO BRING | COVID-19 RESPONSE | LOCATION & HOURS |
|--|--|--|--|
| October 1 - 31, 2020 VALID FOR YOU + 4 GUESTS | <ul style="list-style-type: none"> • VALID CALIFORNIA ANGLING LICENSE • PHOTO ID | <ul style="list-style-type: none"> • Sanitization of Checkouts • Sanitization of Fitting Rooms • Hand Sanitizer Stations • 6' Marked Checkout Lines • Limited In-Store Customers • Employee Face Coverings | 3209 Lionshead Ave Carlsbad, CA 92010 MON - SUN: 10A - 6P |



Announcements



FFCOC Fly Tying Classes

Hello FFCOC Club Members,

I hope this email finds everyone safe and healthy. It has been a long and hard tough 5 months. We have all been on a roller coaster ride. With that being said, i know the virtual fly tying classes were a welcomed option to sitting at home and watching another TV show. So I am looking for fly tyers who would be interested in teaching one or more than one of their favorite flies.

I will work with each fly tyer to determine the best way to film/record their session for the club. Please contact me at 951-415-9920 or membership@ffcoc.org if you are interested in volunteering your time for this event.

In the mean time, don't forget there is always [YouTube](https://www.youtube.com/), where you can find a plethora of fly tying videos from the famous fly fisherman to the not so famous fly fisherman. Other clubs are also hosting virtual fly tying classes so check out the other clubs website as well.

I hope to hear from some of you Fly Tyers so we can get this back on track. If you have already done a class and would like to do another one, please let me know.

Tightlines my friends,

Melinda Burns
Membership Chair
951-415-9920
membership@ffcoc.org

Flies That Keep On Giving

By John Williams

When fish are hitting the surface I'm excited to throw a fly to them and when not on the surface which is usually the cast I'm more than happy to accommodate their decision. There are many more creatures to choose from when underwater and here is one of them. This fly fishes well in still waters or very slow water.



Uncle Willie's Damsel Fly Nymph

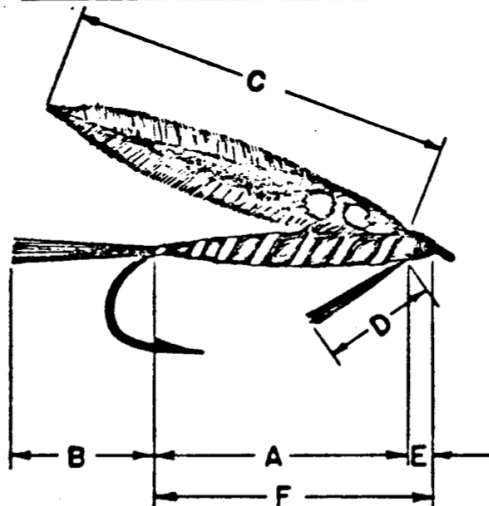


| | |
|----------------------|---|
| Hook: | Daiichi 2220 size 14 or similar |
| Thread: | UTC 70 Black |
| Eyes: | Bead Chain Eyes - Small Black |
| Rib: | Extra Fine Gold Wire |
| Tail and Abdomen: | Golden/Olive Blood Marabou Fibers |
| Thorax Cover & Head: | Pheasant Tail Fibers |
| Thorax: | Peacock Herls |
| Legs: | Sili Legs Olive or similiar fine green legs |
| Cement: | Gel super glue |

(Tying directions continued on the next page.)

Place your hook in the vice so it is level and well secured. Cut a pair of eyes from the bead chain. Start your thread one eye space behind the eye and secure the pair of eyes on that spot. Smear a slight amount of super glue on your thread and make a few wraps to secure the eyes from turning side to side. Start the rib at the eyes and wrap with several thread wraps all the way to the bend of the hook. Remove twelve marabou fibers keeping their tips aligned and tie in at the bend leaving the tips to the rear equal to the shank length, wrap forward to the bead and secure with a few tight wraps of thread. Counter wrap the rib wire forward to behind the eyes and secure with a few wraps of thread. Remove ten pheasant tail fibers keeping their tips aligned and tie in by the tips just forward of the mid point of the hook. With three peacock hurls remove their brittle tips and tie in where you tied in the pheasant fibers and wrap forward to the eyes and secure with a few wraps of thread. Just forward of the tie in point of the hurl tie in your legs on either side as pictured. Fold the pheasant tail fibers forward over the thorax and secure with a couple of wraps of thread behind the eyes. Fold the pheasant fibers over the eyes now and secure with three wraps of thread in front of the eyes and behind the eye of the hook. Now fold the pheasant tail fibers back over the eyes to the rear and secure with several wraps of thread. Smear super glue on your thread and make a few wraps where you just wrapped the thread and whip finish.

STREAMER PROPORTIONS

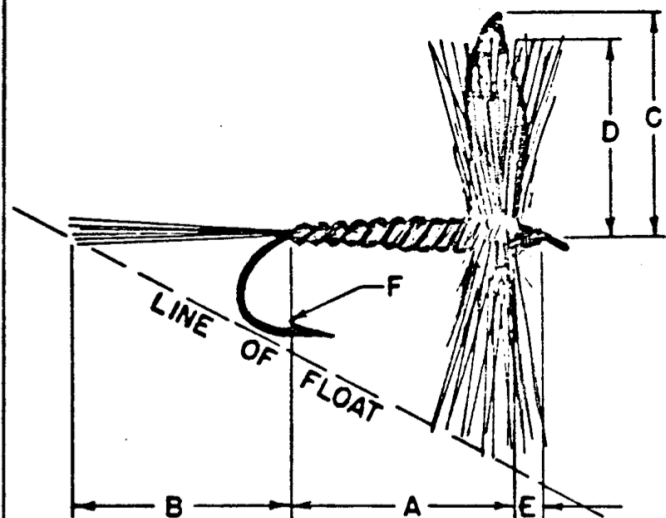


LEGEND

A- BODY
B- TAIL
C- WING
D- BEARD
E- HEAD
F- SHANK

WING = TAIL + BODY

DRY FLY PROPORTIONS

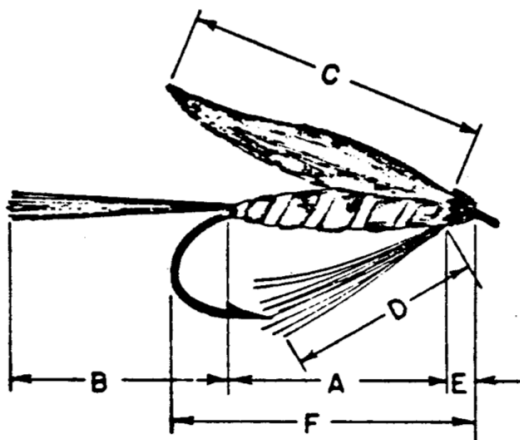


LEGEND

A- BODY
B- TAIL
C- WINGS
D- HACKLE
E- HEAD
F- BARB

HACKLE = BODY
WING = SHANK
TAIL = SHANK
HEAD = EYE

WET FLY PROPORTIONS

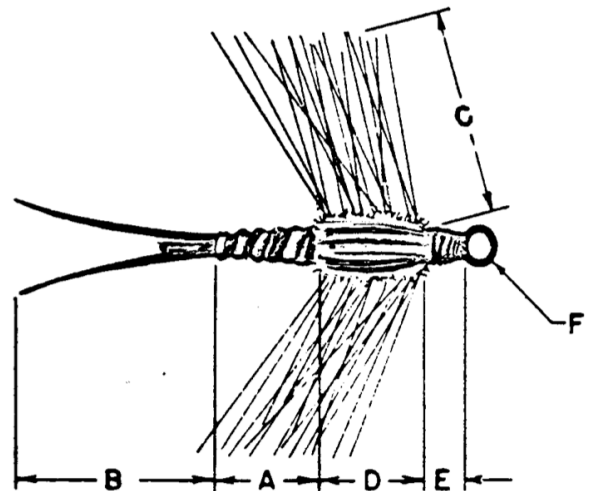


LEGEND

A- BODY
B- TAIL
C- WING
D- BEARD
E- HEAD
F- HOOK

TAIL = BODY
BEARD = BODY (end extending roughly between hook point and hook barb)
HEAD = EYE
WING = HOOK

NYMPH PROPORTIONS



LEGEND

A- ABDOMEN
B- TAIL
C- LEGS
D- THORAX-COVERED BY WING CASE
E- HEAD
F- EYE

TAIL = BODY
ABDOMEN = THORAX
LEGS = HOOK SHANK

FFCOC Leadership

Mission:

Encourage Angling with Artificial Flies (Fly Fishing)

Encourage Education and Fisheries Conservation, including Habitat and Watershed Conservation

Disseminate to the public the Results of the Club's Efforts

Encourage Youth to Follow Sound Conservation Practices

To **ACHIEVE** this the Club conducts various meetings, events and outings as documented in this newsletter.

MEMBERSHIP is open to all. If interested, contact one of the board members or come to one of the club meetings.

Board of Directors and Activity Leaders:

President
Denis Higginson

1st Vice President
Terry Roznos

2nd Vice President
Van Lloyd

Past President
Art Prangley

Treasurer
Brian Mayer
Tom Sakai (Asst.)

Secretary
Tom Niedzialek
secretary@ffcoc.org

Newsletter Editor
Richard Fanning
newsletter@ffcoc.org

Programs: Larry Behm

Outings: Lyman Kennedy

Website/Social Media: Doug Jones

Conservation: Larry Behm

Raffle: Vern Martin

Membership: Melinda Burns
membership@ffcoc.org

Trout in the Classroom: Melinda Burns

Fly Tying: Brian Mayer

Fly Fishers International Liason:
Melinda Burns

Member At Large: Jim Edwards

Support Our Local Fly Shops



Bob Marriott's Fly Fishing Store

2700 W. Orangethorpe Ave.

Fullerton, CA 92833

Open Mon.-Sat. 9 am to 6 pm

Closed Sunday

Phone: 714 525-1827

www.bobmarriottsflyfishingstore.com



His and Her Fly Fishing

359 N. Old Newport Blvd.

Newport Beach, CA 92663

Open: Mon.- Fri. 10 am to 6 pm

Saturday 9am - 6 pm

Phone: 949 548-9449

www.hisandherflyfishing.com